

TYPICAL INDICATOR ORDERING EXAMPLE

UB 01 K W03 5C — JC

**Mounting Types**

**PCB Mounting**

01	Square
03	Rectangular
<b>* Snap-in Mounting</b>	
04	Square
06	Rectangular
06B	Rectangular with Side Barriers

\* Standard with Solder Lug terminals

**Housing**

K	Black
---	-------

**Terminals**

W01	Silver Solder Lug (for Snap-in Mounting)
W03	Silver Straight PC (for PCB Mounting)

**LEDs**

**Bright LED**

5C	Red
5D	Amber
5F	Green

**Super Bright LED**

6B	White
6F	Green
6G	Blue

Available with Square only

**Cap Types & Colors**

**Full Face Illuminated Cap for Bright LED**

Lens/Diffuser Colors

CB	Red/White	FF	Green/Green
CC	Red/Red	*FJ	Green/Clear
*CJ	Red/Clear	JB	Clear/White
DB	Amber/White	JC	Clear/Red
DD	Amber/Amber	JD	Clear/Amber
*DJ	Amber/Clear	JF	Clear/Green
FB	Green/White	*JJ	Clear/Clear

\* Not available with Rectangular cap

**Full Face Illuminated Cap for Super Bright LED**

JB	Clear Lens/White Diffuser
----	---------------------------

For Square only; see cap detail page

**Spot Illuminated Cap for Bright & Super Bright LEDs**

AB	Black with White Window
----	-------------------------

Rectangular available for Bright only

DESCRIPTION FOR TYPICAL ORDERING EXAMPLE

UB01KW035C-JC



### LED COLORS & SPECIFICATIONS

The electrical specifications shown are determined at a basic temperature of 25°C.  
If the source voltage exceeds the rated voltage, a ballast resistor is required.  
The resistor value can be calculated by using the formula in the Supplement section.

The LED is an integral part of the indicator and not available separately.

	Color	Bright			Super Bright			Unit
		5C	5D	5F	6B	6F	6G	
Maximum Forward Current	$I_{FM}$	30	30	25	25	25	25	mA
Typical Forward Current	$I_F$	20	20	20	20	20	20	mA
Forward Voltage	$V_F$	1.85	2.0	2.1	3.8	3.8	3.8	V
Maximum Reverse Voltage	$V_{RM}$	5	5	5	5	5	5	V
Current Reduction Rate Above 25°C	$\Delta I_F$	0.40	0.42	0.46	0.47	0.47	0.47	mA/°C
Ambient Temperature Range		-25° ~ +50°C			-25° ~ +50°C			

Note for Super Bright:




### CAP TYPES & COLOR COMBINATIONS

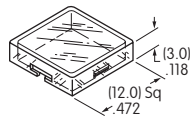
#### Full Face Illuminated Cap for Bright LED

Lens/Diffuser

Colors Available for Square Cap:



AT4074  
Lens




AT4075  
Diffuser



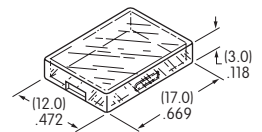
Lens & Diffuser Material: Polycarbonate

Lens/Diffuser

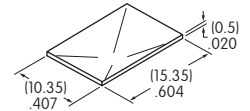
Colors Available for Rectangular Cap:



AT4117  
Lens



AT4118  
Diffuser



Lens Finish: Glossy

Diffuser Finish: Textured

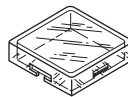
#### Full Face Illuminated Cap for Super Bright LED

Lens/Diffuser

Colors Available for Square Cap:



AT4074 Lens & AT4075 Diffuser  
(Dimensioned above)



Lens & Diffuser Material: Polycarbonate

Lens Finish: Glossy

Rectangular lens & diffuser are not available for combining with super bright LED.

Diffuser Finish: Textured

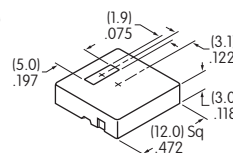
#### Spot Illuminated Caps



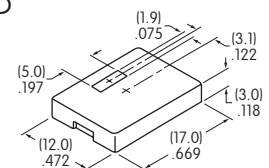
Black Cap with Translucent White Window for LED Display

Material: Polycarbonate  
Finish: Matte

AT4119 Square for Bright and Super Bright LED



AT4120 Rectangular for Bright LED



Color Codes:

A Black

B White

C Red

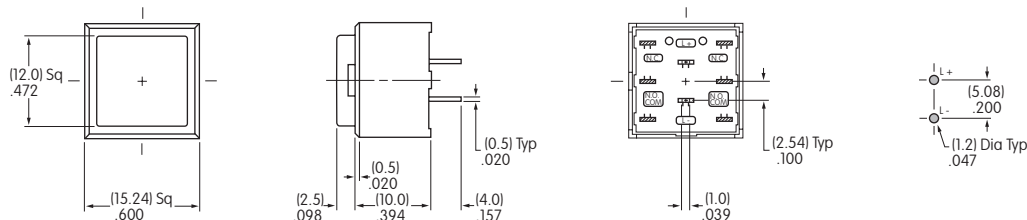
D Amber

F Green

J Clear

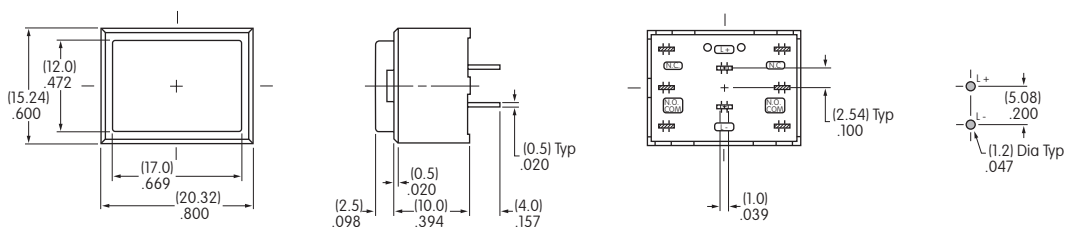
## TYPICAL INDICATOR DIMENSIONS

### Square • PCB Mount



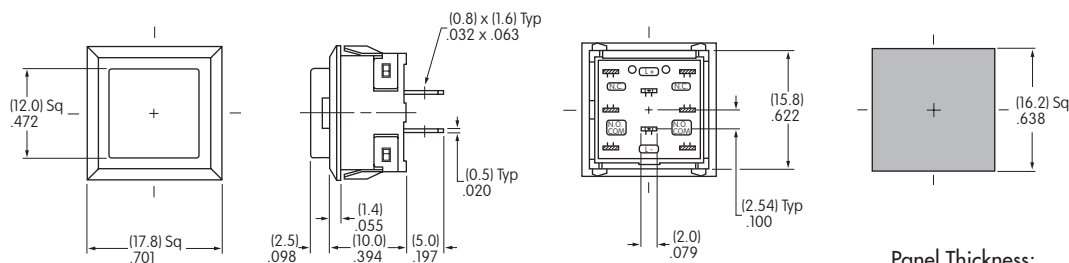
UB01KW035C-JC

### Rectangular • PCB Mount



UB03KW035F-FF

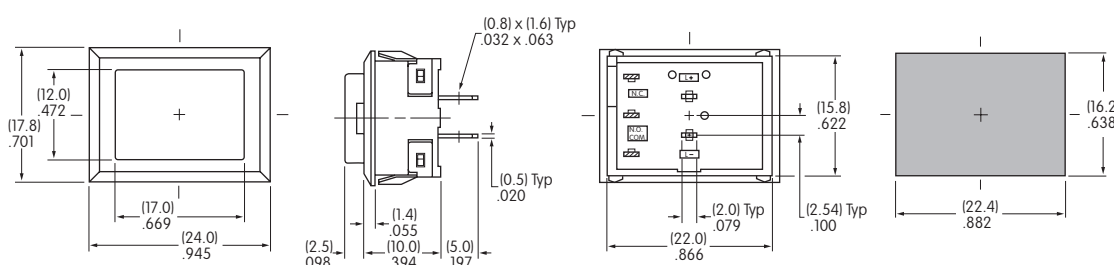
### Square • Snap-in Mount • Built-in Bezel



Panel Thickness:  
1.0 ~ 3.2mm (.039 ~ .126")

UB04KW015C-JC

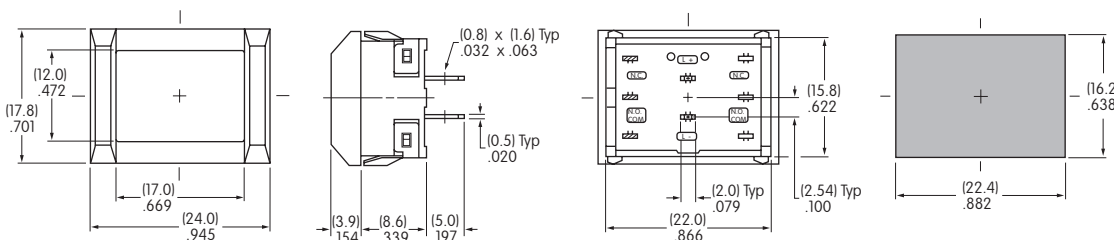
### Rectangular • Snap-in Mount • Built-in Bezel



Panel Thickness:  
1.0 ~ 3.2mm (.039 ~ .126")

UB06KW015D-DD

### Rectangular • Snap-in Mount • Built-in Side Barriers



Panel Thickness:  
1.0 ~ 3.2mm (.039 ~ .126")

UB06BKW015F-FF