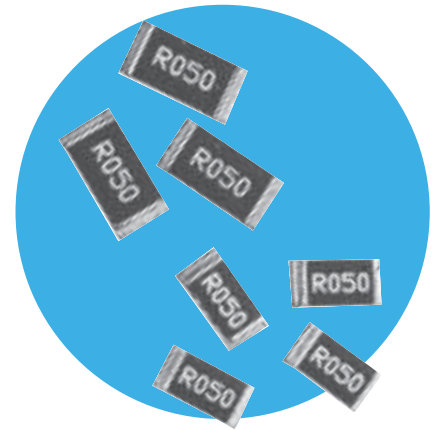


## Low Value Flat Chip Resistor

### LR Series

- Standard 2512, 2010 and 1206 sizes
- Resistance values down to 0.003 ohms
- Leach resistant solder-plated copper wrap-around termination
- AEC-Q200 Qualified
- RoHS compliant and SnPb variants



 All Pb-free parts comply with EU Directive 2011/65/EU (RoHS2)

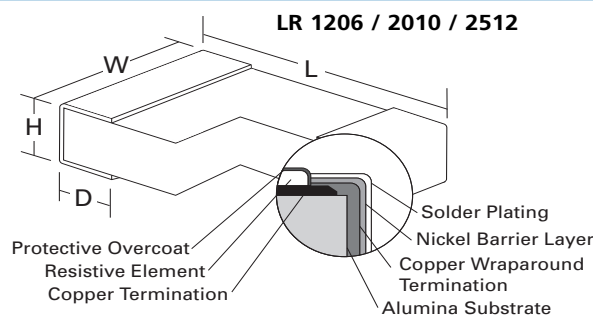
### Electrical Data

		LR1206	LR2010	LR2512
Power rating @70°C	watts	0.5	1	2
Resistance range <sup>1</sup>	ohms	R003 to 1R0		
Resistance tolerance <sup>1</sup>	%	<R01: 5, ≥R01: 1, 2, 5		
TCR	ppm/°C	≥R05: ±100, R025–R047: <+200, R015–R024: <+300, R01–R014: <+500, <R01: <+900		
Dielectric withstand	volts	200		
Ambient temperature range	°C	-55 to +150		
Values		E24 preferred <sup>2</sup>		
Temperature rise at rated power	°C	40	80	90
Pad / trace area <sup>3</sup>	mm <sup>2</sup>	30	100	300

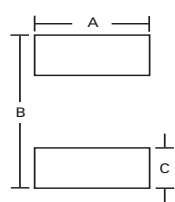
Note 1: Contact factory for value – tolerance combinations outside this range. Note 2: Many values = N x R001 and N x R005 up to N=10 are also available. Note 3: Recommended minimum pad & adjacent trace area for each termination for rated dissipation on FR4 PCB

### Physical Data

Dimensions (mm)				
Size	L	W	H (max)	D
LR1206	3.20±0.305	1.63±0.20	0.8	0.48±0.25
LR2010	5.23±0.38	2.64±0.25	0.84	0.48±0.25
LR2512	6.50±0.38	3.25±0.25	0.84	0.48±0.25



Recommended Solder Pad Dimensions (mm)			
	A	B	C
LR1206	2.0	4.0	1.25
LR2010	3.05	6.5	1.5
LR2512	3.7	7.75	1.5

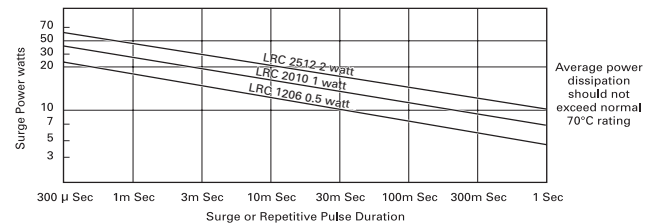
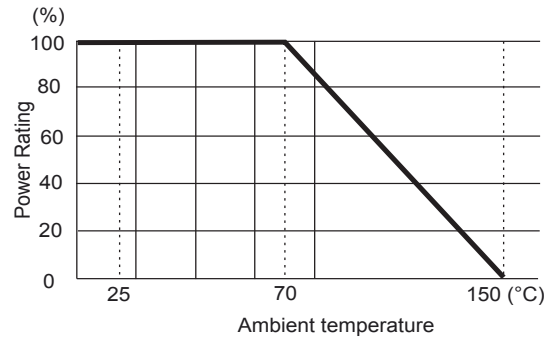


#### General Note

TT Electronics reserves the right to make changes in product specification without notice or liability. All information is subject to TT Electronics' own data and is considered accurate at time of going to print.

LR Series

AEC-Q200 Table 7		Method	Max. (add R05)	Typ. (@1R0)
ref	Test			
3	High Temp. Exposure	MIL-STD-202 Method 108	ΔR%	0.5
4	Temperature Cycling	JESD22 Method JA-104	ΔR%	0.25
6	Moisture Resistance	MIL-STD-202 Method 106	ΔR%	0.5
7	Biased Humidity	MIL-STD-202 Method 103	ΔR%	0.5
8	Operational Life (Cyclic Load)	MIL-STD-202 Method 108	ΔR%	1
14	Vibration	MIL-STD-202 Method 204	ΔR%	0.5
15	Resistance to Soldering Heat	MIL-STD-202 Method 210	ΔR%	0.25
16	Thermal Shock	MIL-STD-202 Method 107	ΔR%	0.25
18	Solderability	J-STD-002	>95% coverage	
21	Board Flex	AEC-Q200-005	ΔR%	0.5
22	Terminal Strength	AEC-Q200-006	ΔR%	0.25
Short Term Overload		6.25 x Pr for 2s	ΔR%	0.5
Low Temperature Storage		-65°C for 100 hours	ΔR%	0.5
Leach Resistance		Solder dip at 250°C	90s minimum	



Note:

- Although 2010 and 2512 sizes have passed temperature cycling and thermal shock, it is in general not recommended that ceramic chips this large be used on FR4 in a severe temperature cycle environment due to the possibility of solder joint fatigue.
- Full AEC-Q200 qualification applies only to European Part Numbers at ohmic values ≥R01.

## Ordering Procedure

This product has two valid part numbers:

**European (Welwyn) Part Number: LRF1206-R02FW** (1206, 20 milliohms ±1%, Pb-free)

L	R	F	1	2	0	6	-	R	0	2	F	W
			1		2		3			4		5

1	2	3	4	5	
Type	Size	Value	Tolerance	Termination & Packing	
LR = Conventional orientation (values >R025)	1206	E24 = 3/4 characters	F = ±1%	W	Pb-free, standard packing
LRF = Flip-chip orientation (values ≤R025)	2010	R = ohms	G = ±2%	T1	Pb-free, 1000/reel (non-standard)
	2512		J = ±5%	PB	SnPb finish, standard packing
Standard packing is tape & reel					
		1206 & 2010	3000/reel		
		2512	1800/reel		

**USA (IRC) Part Number: LRC-LRF1206LF-01-R020-F** (1206, 20 milliohms ±1%, Pb-free)

L	R	C	-	L	R	F	1	2	0	6	L	F	-	0	1	-	R	0	2	0	-	F
1		2		3			4		5		6			7								

1	2	3	4	5	6	7	Packing		
Family	Model	Size	Termination	TCR	Value	Tolerance			
LRC	LR = Conventional orientation (values >R025)	1206	Omit for SnPb	01 = standard (±100ppm/°C values ≥R05)	4 characters R = ohms	F = ±1%	Standard packing is tape & reel		
	LRF = Flip-chip orientation (values ≤R025)	2010	LF = Pb-free			G = ±2%	1206 & 2010	3000/reel	Standard
		2512		J = ±5%	2512	1800/reel		Non-standard	
						1000/reel			

General Note

TT Electronics reserves the right to make changes in product specification without notice or liability. All information is subject to TT Electronics' own data and is considered accurate at time of going to print.