



NE High Capacitance series



FPCAP



- Low ESR, High Capacitance, High ripple current.
- Load life of 2000 hours at 105°C.
- Radial lead type : Lead free flow soldering condition correspondence.
- Compliant to the RoHS directive (2011/65/EU).



■ Specifications

Item	Performance Characteristics	
Category Temperature Range	-55 to +105°C	
Rated Voltage Range	2.5 to 16V	
Rated Capacitance Range	100 to 1200μF	
Capacitance Tolerance	±20% at 120Hz, 20°C	
Tangent of loss angle (tan δ)	Less than or equal to the specified value at 120Hz, 20°C	
ESR (※1)	Less than or equal to the specified value at 100kHz, 20°C	
Leakage Current (※2)	Less than or equal to the specified value. After 2 minutes' application of rated voltage at 20°C	
Endurance	Test condition	105°C, rated voltage 2000Hrs.
	Capacitance change	Within ±20% of initial value before test
	tan δ	150% or less than the initial specified value
	ESR(※1)	150% or less than the initial specified value
	Leakage current (※2)	Less than or equal to the initial specified value

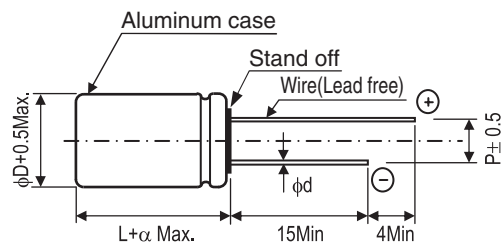
※1 ESR should be measured at both of the terminal ends closest to the capacitor body.

※2 Conditioning : If any doubt arises, measure the leakage current after the voltage treatment of applying DC rated voltage continuously to the capacitor for 120 minutes at 105°C.

■ Size List

[φD×L(mm)]

Cap [μF]	R.V.(V)	2.5	6.3	10	16
	S.V.(V)	2.8	7.2	11.5	18.4
100					5×10
220				6.3×10	
270			5×8		
470					8×11.5
680	8×6				
820					10×12.5
1000					10×12.5
1200			8×9		



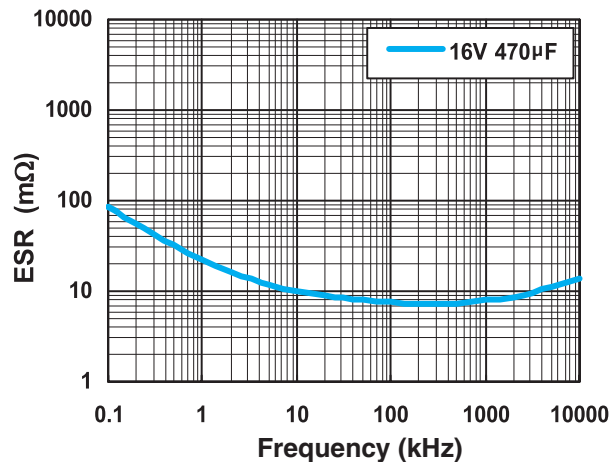
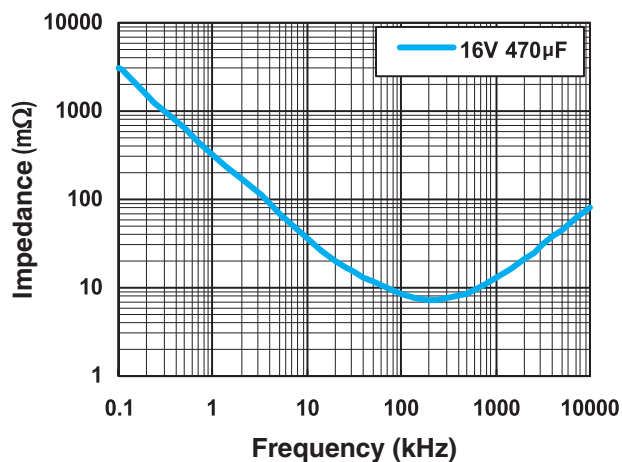
φD×L	φd	P	α
5×8	0.5	2.0	1.0
5×10	0.5	2.0	1.0
6.3×10	0.5	2.5	1.0
8×6	0.6	3.5	1.0
8×9	0.6	3.5	1.0
8×11.5	0.6	3.5	1.5
10×12.5	0.6	5.0	1.5

NE series

Standard Ratings

Rated Voltage (V) (code)	Surge Voltage (V)	Rated Capacitance (μF)	Case Size φD×L (mm)	tan δ	Leakage Current (μA, 2min.)	ESR (mΩ, 100kHz)	Rated Ripple Current (mA _{rms})	NICHICON	FPCAP
2.5 (0E)	2.8	680	8×6	0.10	500	8	4900	RNE0E681MDN1□□	FP-2R5RE681M-NE□□
6.3 (0J)	7.2	270	5×8	0.10	500	12	3600	RNE0J271MDS1□□	FP-6R3RE271M-NE□□
		1200	8×9	0.08	1512	10	5700	RNE0J122MDN1□□	FP-6R3RE122M-NE□□
10 (1A)	11.5	220	6.3×10	0.08	440	30	2500	RNE1A221MDS1□□	FP-010RE221M-NE□□
16 (1C)	18.4	100	5×10	0.08	320	35	2300	RNE1C101MDS1□□	FP-016RE101M-NE□□
		470	8×11.5	0.08	1504	10	5400	RNE1C471MDN1□□	FP-016RE471M-NE□□
		820	10×12.5	0.08	2624	11	5600	RNE1C821MDN1□□	FP-016RE821M-NE□□
		1000	10×12.5	0.08	3200	10	6100	RNE1C102MDN1□□	FP-016RE102M-NE□□

Frequency Characteristics (The frequency characteristics are typical and not a guaranteed value.)



- Taping specifications are given in page 26, 27.
- Please refer to page 3 for the minimum order quantity.