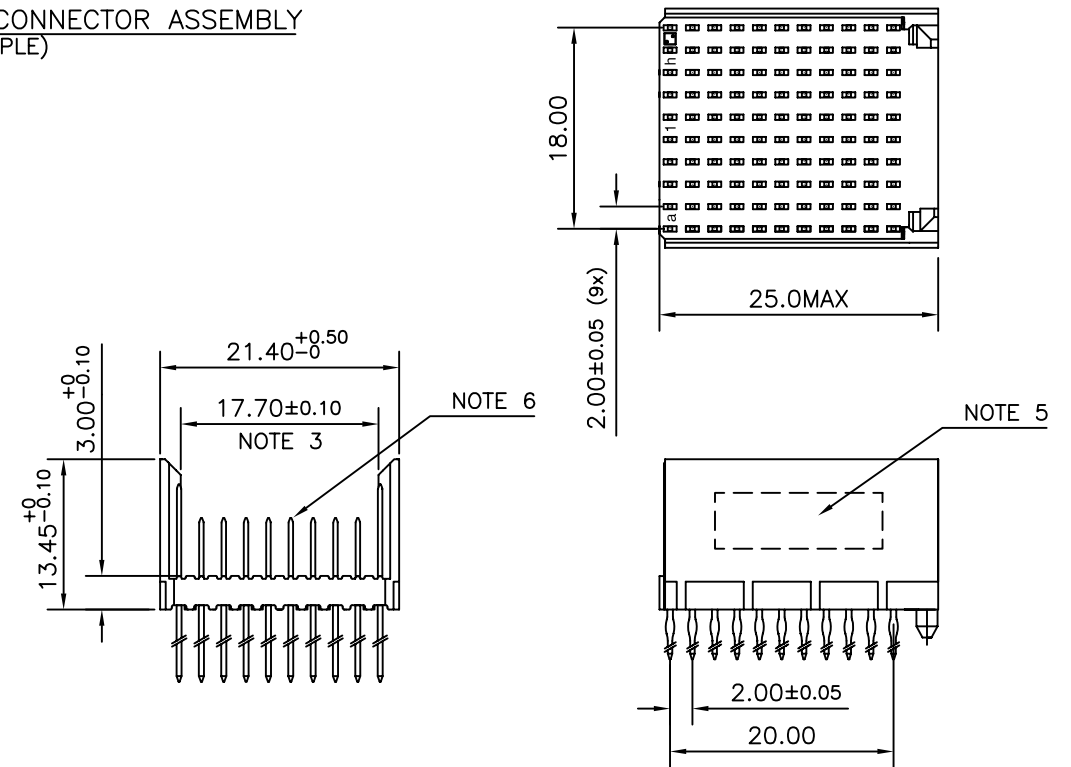


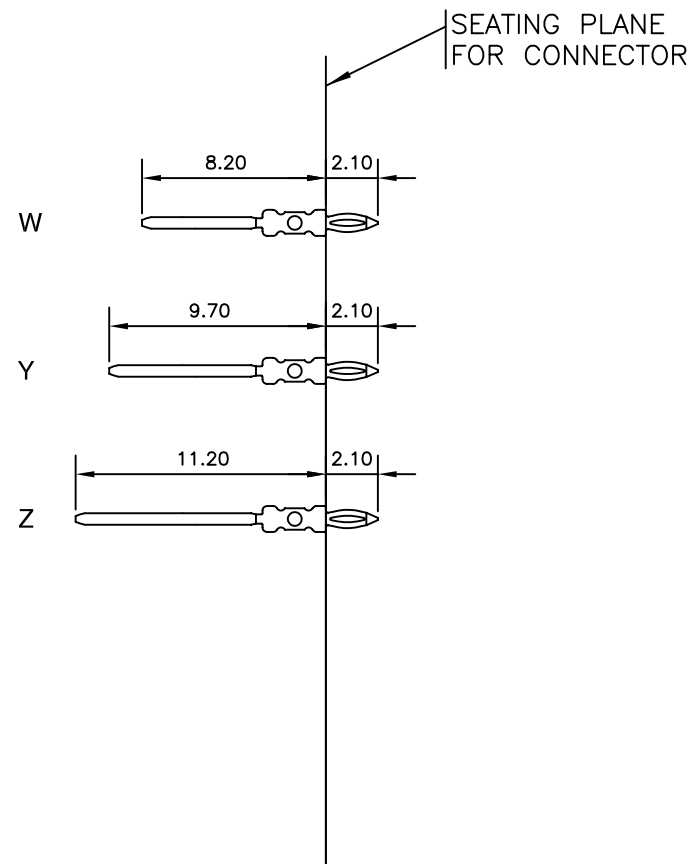
LOADING PATTERN MATING SIDE

y	Z	Z	Z	Z	Z	Z	Z	Z	Z	Z
h	W	W	W	W	W	W	W	W	W	W
g	W	W	W	W	W	W	W	W	W	W
f	Y	Y	Y	Y	Y	Y	Y	Y	Y	Y
e	W	W	W	W	W	W	W	W	W	W
d	W	W	W	W	W	W	W	W	W	W
c	Y	Y	Y	Y	Y	Y	Y	Y	Y	Y
b	W	W	W	W	W	W	W	W	W	W
a	W	W	W	W	W	W	W	W	W	W
z	Z	Z	Z	Z	Z	Z	Z	Z	Z	Z
POS	01				05					10

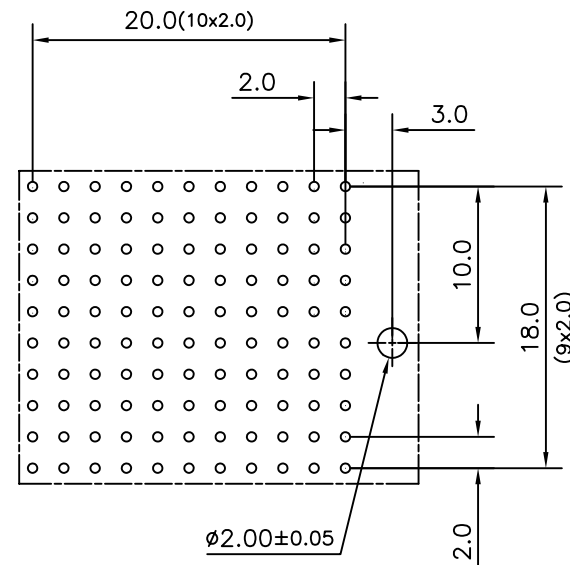
LOADED CONNECTOR ASSEMBLY
(FOR EXAMPLE)



CONTACT OVERVIEW



LAY-OUT P.C.B.-HOLE



LEAD FREE INDICATOR : LF = LEAD FREE
(DIGIT 15 & 16)

HM2P89PZJ1P1

PLATING CODE (DIGIT 13 AND 14)
(REF DRW NO. BS,C , 201844 , 003)

NOTES

1. THIS PRODUCT IS CSA APPROVED.
2. THIS PRODUCT IS UL RECOGNIZED.
3. MEASURED AT THE BOTTOM.
4. MATERIAL CONTACT: PHOSPHORBRONZE
HOUSING: CREAM WHITE GLASS FILLED POLYESTER UL-94V0
5. CONNECTOR PRINTED WITH P/N AND DATE CODE.
6. FOR ACTUAL CONTACT LOADINGS, SEE LOADING PATTERN MATING SIDE.
7. SHAPE OF CONNECTOR HOUSING CAN ALTER DEPENDING ON PRODUCTION LOCATION
8. THE PRODUCT (LF) MEETS EUROPEAN UNION DIRECTIVES AND OTHER COUNTRY REGULATIONS AS DESCRIBED IN GS-22-008
9. FOR RECOMMENDED PTH DIMENSIONS REFER DRAWING : BS, A , 201572 , 001

CATALOG NO: HM2P89PZJ1P1----

mat'l. code SEE NOTE 4		surface ISO 1302 ✓	tolerance ISO 406 ISO 1101	projection 	product family MILLIPACS
ltr	ecn no	dr	date	title	
A	108-0072	MINI	2008-06-12	MPACS 8+2R STR HDR PF CONN TYPE F	
B	109-0207	GT	2009-10-06	scale —	
tolerances unless otherwise specified		angles		linear	
.0±0.2		0°±1°		.00±0.1	
dr		MINI K VANDANATH		2008-06-12	
enr		ALEX BABU		2008-06-12	
chr		ALEX BABU		2008-06-12	
appd		ALEX BABU		2008-06-12	
sheet index	revision sheet	B	1	dwg no BS, C , 203028, 809	
				sheet 1 of 1 size A3	
				type Product Customer Drawing	