

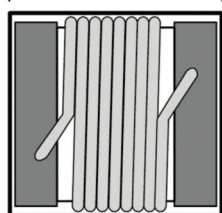
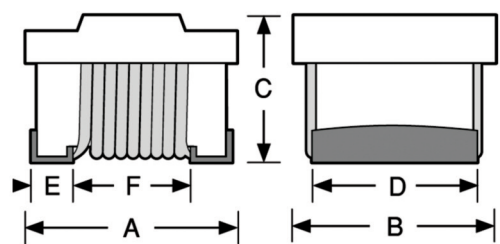
SERIES

WW1008R



**Open Construction
Wirewound Surface Mount Inductors**

INDUCTANCE (pH) ±10%
INDUCTANCE TEST FREQUENCY (MHz)
FREQUENCY Q MINIMUM
SRF MINIMUM (MHz)
Q TEST FREQUENCY (MHz)
DC RESISTANCE MAXIMUM (OHMS)
CURRENT RATING MAXIMUM (mA)



Actual Size (Max.)

Physical Parameters

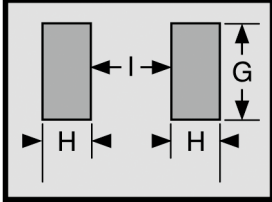
	Inches	Millimeters
A	0.115 Max.	2.92 Max.
B	0.110 Max.	2.79 Max.
C	0.080 Max.	2.03 Max.
D	0.080 (Ref. only)	2.03 (Ref. only)
E	0.020 (Ref. only)	0.50 (Ref. only)
F	0.060 (Ref. only)	1.52 (Ref. only)
G	0.100	2.54
H	0.040	1.01
I	0.050	1.27

Operating Temperature Range -40°C to +125°C

Inductance and Q tested on HP4291A using HP16193A test fixture, or equivalent

Packaging Tape & reel (8mm): 7" reel, 2000 pieces max.

LAND PATTERN DIMENSIONS



SERIES WW1008R CERAMIC CORE							
-5N6K	5.6	50	50	1500	4000	0.15	1000
-10NK	10	50	50	500	4100	0.08	1000
-12NK	12	50	50	500	3300	0.09	1000
-15NK	15	50	50	500	2500	0.11	1000
-18NK	18	50	50	350	2400	0.12	1000
-22NK	22	50	55	350	2400	0.12	1000
-24NK	24	50	55	350	1900	0.12	1000
-27NK	27	50	55	350	1600	0.13	1000
-33NK	33	50	60	350	1600	0.14	1000
-39NK	39	50	60	350	1500	0.15	1000
-47NK	47	50	65	350	1500	0.16	1000
-56NK	56	50	65	350	1300	0.18	1000
-59NK	59	50	65	350	1250	0.20	1000
-68NK	68	50	65	350	1300	0.20	1000
-75NK	75	50	60	350	1100	0.21	1000
-82NK	82	50	60	350	1000	0.22	1000
-101K	100	25	60	350	1000	0.56	650
-121K	120	25	60	350	950	0.63	650
-151K	150	25	45	100	850	0.70	580
-181K	180	25	45	100	750	0.77	520
-221K	220	25	45	100	700	0.84	500
-241K	240	25	45	100	650	0.88	500
-271K	270	25	45	100	600	0.91	500
-301K	300	25	45	100	585	1.00	450
-331K	330	25	45	100	570	1.05	450
-361K	360	25	45	100	530	1.10	470
-391K	390	25	45	100	500	1.12	470
-431K	430	25	45	100	480	1.15	470
-471K	470	25	45	100	450	1.19	470
-561K	560	25	45	100	415	1.33	400
-621K	620	25	45	100	375	1.40	300
-681K	680	25	45	100	375	1.47	400
-751K	750	25	45	100	360	1.54	360
-821K	820	25	35	100	350	1.61	400
-911K	910	25	35	50	320	1.68	380
-102K	1000	25	35	50	290	1.75	370
-122K	1200	7.9	35	50	250	2.00	310
-152K	1500	7.9	28	50	200	2.30	330
-182K	1800	7.9	28	50	160	2.60	300
-222K	2200	7.9	28	50	160	2.80	280
-272K	2700	7.9	22	25	140	3.20	290
-332K	3300	7.9	22	25	110	3.40	290
-392K	3900	7.9	20	25	100	3.60	260
-472K	4700	7.9	20	25	90	4.00	260
-562K	5600	7.9	16	7.9	40	4.00	240
-682K	6800	7.9	18	7.9	40	4.90	200
-822K	8200	7.9	18	7.9	25	6.00	170
-103K	10000	2.5	18	7.9	20	9.00	150
-123K	12000	2.5	18	7.9	18	10.50	130
-153K	15000	2.5	18	7.9	15	11.50	120

Optional Tolerances: 27nH & Lower J = 5%
All Other Values: J = 5% G = 2%
*Complete part # must include series # PLUS the dash #
For surface finish information, refer to www.delevanfinishes.com