

MATERIAL (RoHS COMPLIANT)

CAGE:
COPPER ALLOY

PLATING OPTION 1:
100u" [2.54 um] MIN BRIGHT TIN
PLATING OVER 50 u" [1.27 um]
MIN NICKEL UNDERPLATE

PLATING OPTION 2:
150 u" [3.81um] MIN NICKEL
PLATING (NOT FOR SOLDER PINS.)

PLATING OPTION 3:
100u" [2.54 um] MIN MATTE TIN
PLATING OVER 50 u" [1.27 um]
MIN NICKEL UNDERPLATE

DUST COVER:
THERMOPLASTIC, COLOR BLACK

PACKAGING:
TRAY PACKAGING

TEMPERATURE RANGE:
-40 C TO 85 C

**OPTIONAL DUST COVER
(SHIP LOOSE)**
P/N U77-1110-8000

AMPHENOL PART NUMBER CONFIGURATION

U77-A X 1 1 X X X 0 X

SFP
CAGE

STYLE
ONE ROW

NUMBER OF PORTS
2 = 2 PORTS
4 = 4 PORTS
6 = 6 PORTS

CHASIS GROUNDING
TAB GROUNDING

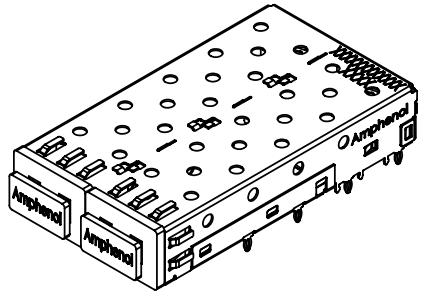
HEAT SINK OPTION
NO HEAT SINK

- PACKAGING**
1 = TRAY PACKAGING
T = TAPE AND REEL PACKAGING
- OPTION 1**
STANDARD
- OPTIONAL DUST COVER**
0 = WITHOUT DUST COVER
D = WITH DUST COVER (SHIP LOOSE)
- PLATING**
1 = BRIGHT TIN
2 = NICKEL
3 = MATTE TIN
- MOUNTING**
0 = STANDARD
4 = REAR PRESS-FIT PINS

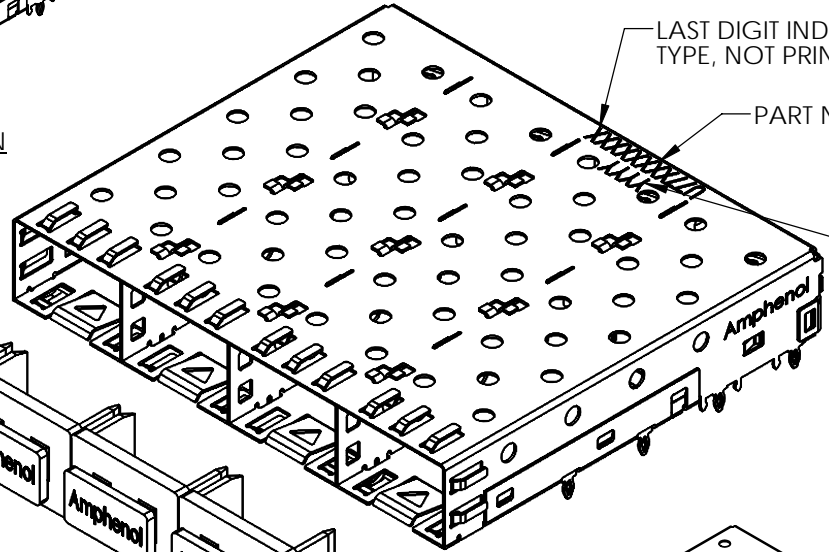
DO NOT SCALE DRAWING

THIS DOCUMENT CONTAINS PROPRIETARY INFORMATION AND SUCH INFORMATION MAY NOT BE DISCLOSED TO OTHERS FOR ANY PURPOSE OR USED FOR MANUFACTURING PUPOSES WITHOUT PERMISSION FROM AMPHENOL CANADA CORP.

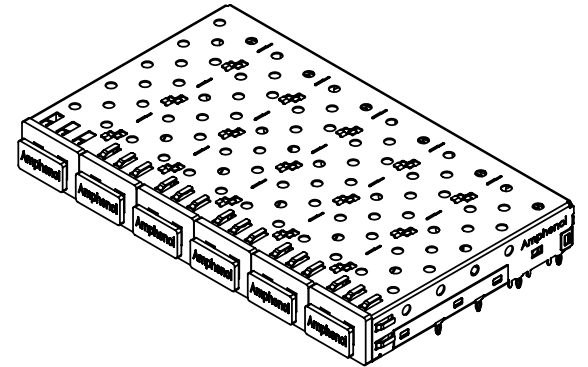
REVISIONS				
REV.	ECN	DESCRIPTION	DATE	APPROVED
C		PROPOSAL	01/05/2006	A.G.
D		UPDATED	JUL17/09	A.G.
E		CORRECT PLATING OPTIONS	DEC20/10	A.G.



P/N U77-A2110-XD0X SHOWN



P/N U77-A4110-XD0X SHOWN



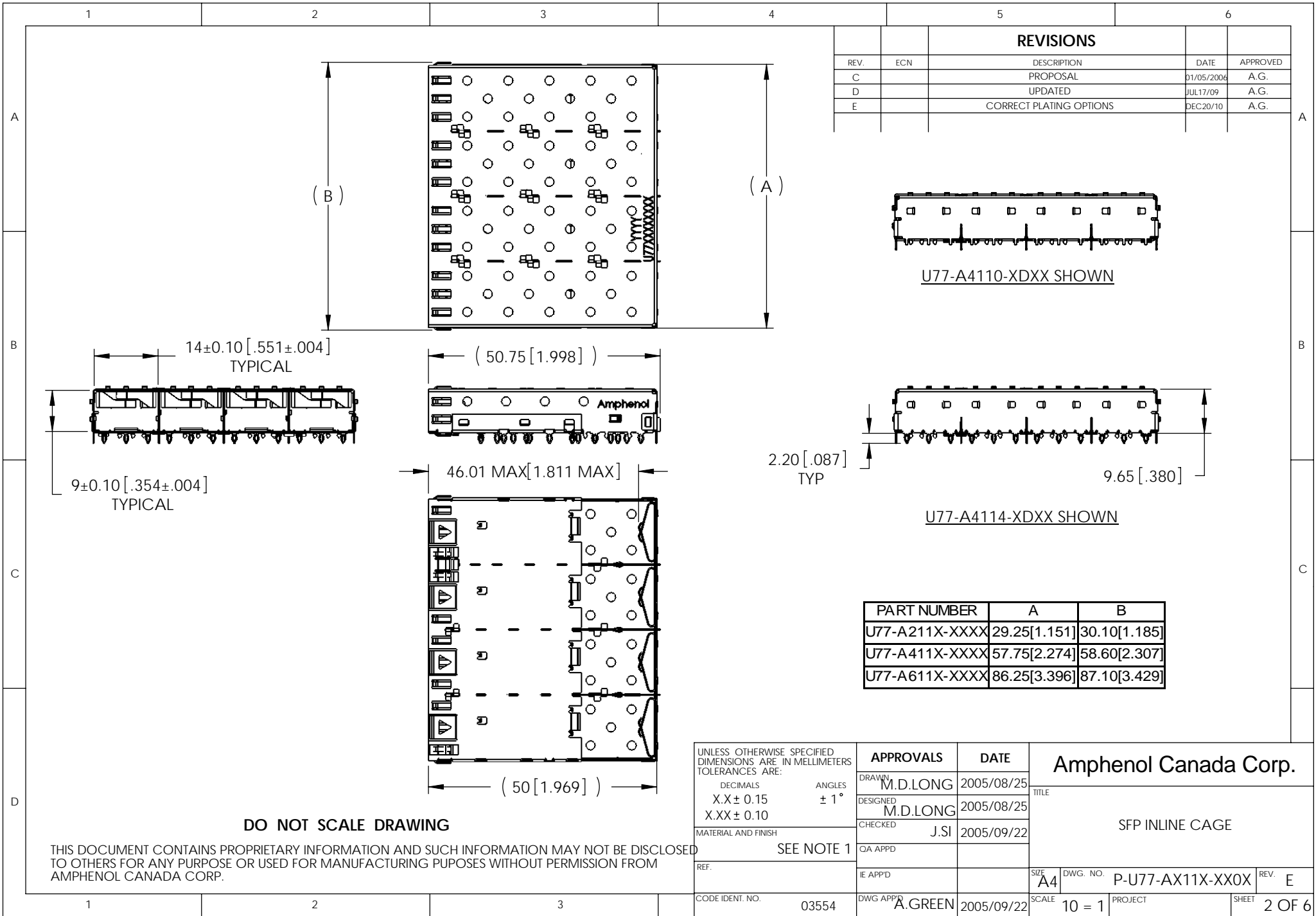
P/N U77-A6110-XD0X SHOWN

LAST DIGIT INDICATING PACKAGING TYPE, NOT PRINTED ON THE PART

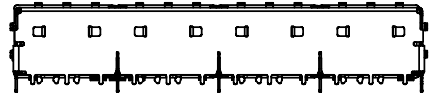
PART NUMBER

DATE CODE

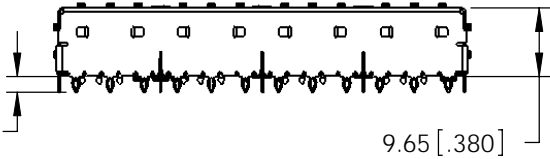
UNLESS OTHERWISE SPECIFIED DIMENSIONS ARE IN MELLIMETERS TOLERANCES ARE:		APPROVALS		DATE		Amphenol Canada Corp.	
DECIMALS	ANGLES	DRAWN	M.D.LONG	2005/08/25	TITLE		
X.X ± 0.15	± 1°	DESIGNED	M.D.LONG	2005/08/25			
X.XX ± 0.10		CHECKED	J.SI	2005/09/22			
MATERIAL AND FINISH	SEE NOTE 1	QA APPD					
REF.		IE APPD			SIZE	A4	
CODE IDENT. NO.	03554	DWG APPD	A.GREEN	2005/09/22	DWG. NO.	P-U77-AX11X-XX0X	
					SCALE	10 = 1	
					PROJECT		
					SHEET	1 OF 6	



REVISIONS				
REV.	ECN	DESCRIPTION	DATE	APPROVED
C		PROPOSAL	01/05/2006	A.G.
D		UPDATED	JUL17/09	A.G.
E		CORRECT PLATING OPTIONS	DEC20/10	A.G.



U77-A4110-XDXX SHOWN



U77-A4114-XDXX SHOWN

PART NUMBER	A	B
U77-A211X-XXXX	29.25[1.151]	30.10[1.185]
U77-A411X-XXXX	57.75[2.274]	58.60[2.307]
U77-A611X-XXXX	86.25[3.396]	87.10[3.429]

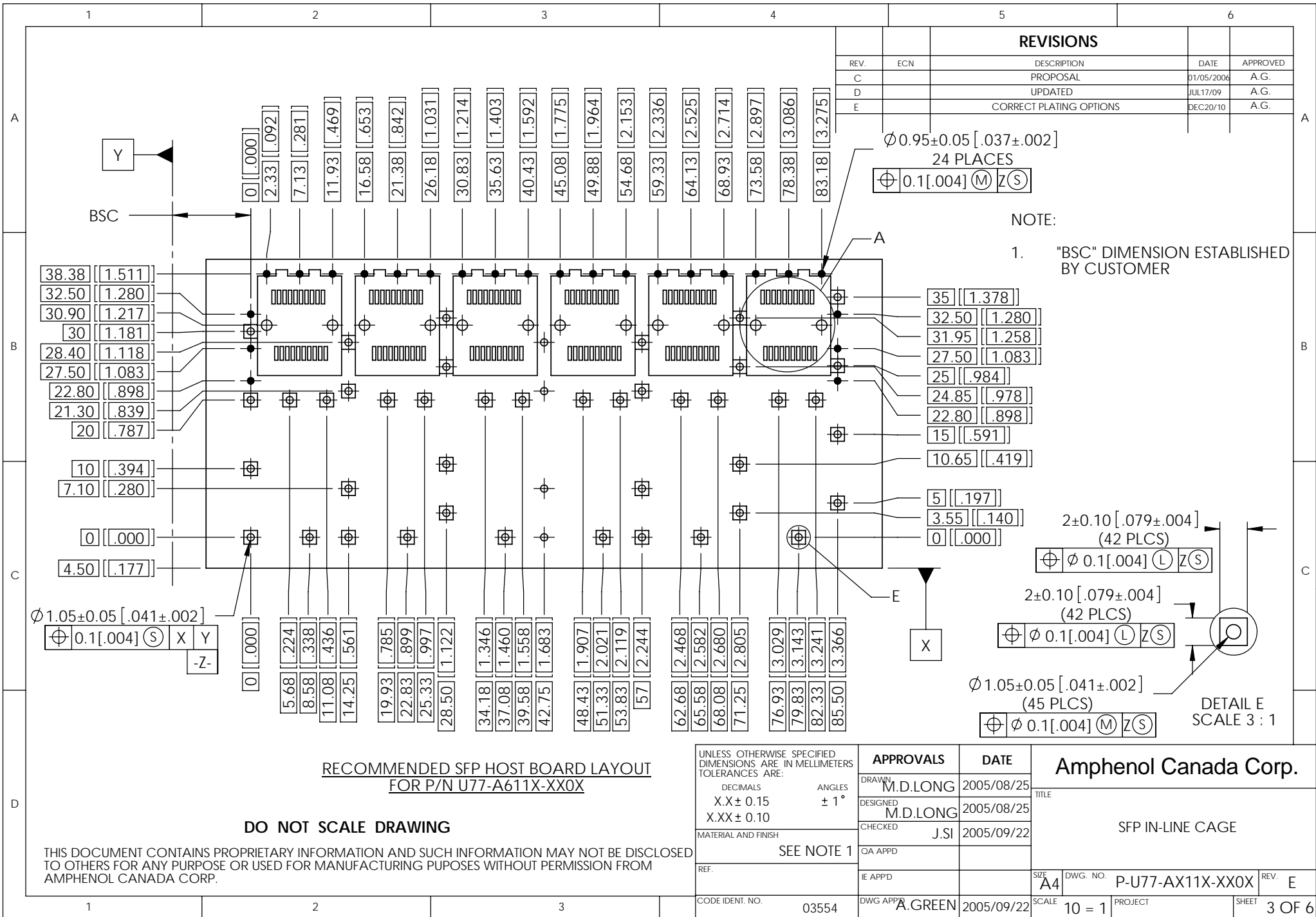
UNLESS OTHERWISE SPECIFIED DIMENSIONS ARE IN MILLIMETERS TOLERANCES ARE:

DECIMALS	ANGLES	DRAWN	DATE	Amphenol Canada Corp. TITLE SFP INLINE CAGE
X.X ± 0.15	± 1°	M.D.LONG	2005/08/25	
X.XX ± 0.10		DESIGNED	M.D.LONG 2005/08/25	
MATERIAL AND FINISH		CHECKED	J.SI 2005/09/22	
REF.		QA APPD		
CODE IDENT. NO.	03554	DWG APPD	A.GREEN 2005/09/22	SIZE A4 DWG. NO. P-U77-AX11X-XX0X REV. E SCALE 10 = 1 PROJECT SHEET 2 OF 6

DO NOT SCALE DRAWING

THIS DOCUMENT CONTAINS PROPRIETARY INFORMATION AND SUCH INFORMATION MAY NOT BE DISCLOSED TO OTHERS FOR ANY PURPOSE OR USED FOR MANUFACTURING PUPOSES WITHOUT PERMISSION FROM AMPHENOL CANADA CORP.

SEE NOTE 1



REVISIONS				
REV.	ECN	DESCRIPTION	DATE	APPROVED
C		PROPOSAL	01/05/2006	A.G.
D		UPDATED	JUL17/09	A.G.
E		CORRECT PLATING OPTIONS	DEC20/10	A.G.

$\varnothing 0.95 \pm 0.05$ [.037 \pm .002]
 24 PLACES
 $\varnothing 0.1$ [.004] (M) Z(S)

NOTE:
 1. "BSC" DIMENSION ESTABLISHED BY CUSTOMER

35 [.1378]
 32.50 [.1280]
 31.95 [.1258]
 27.50 [.1083]
 25 [.984]
 24.85 [.978]
 22.80 [.898]
 15 [.591]
 10.65 [.419]
 5 [.197]
 3.55 [.140]
 0 [.000]

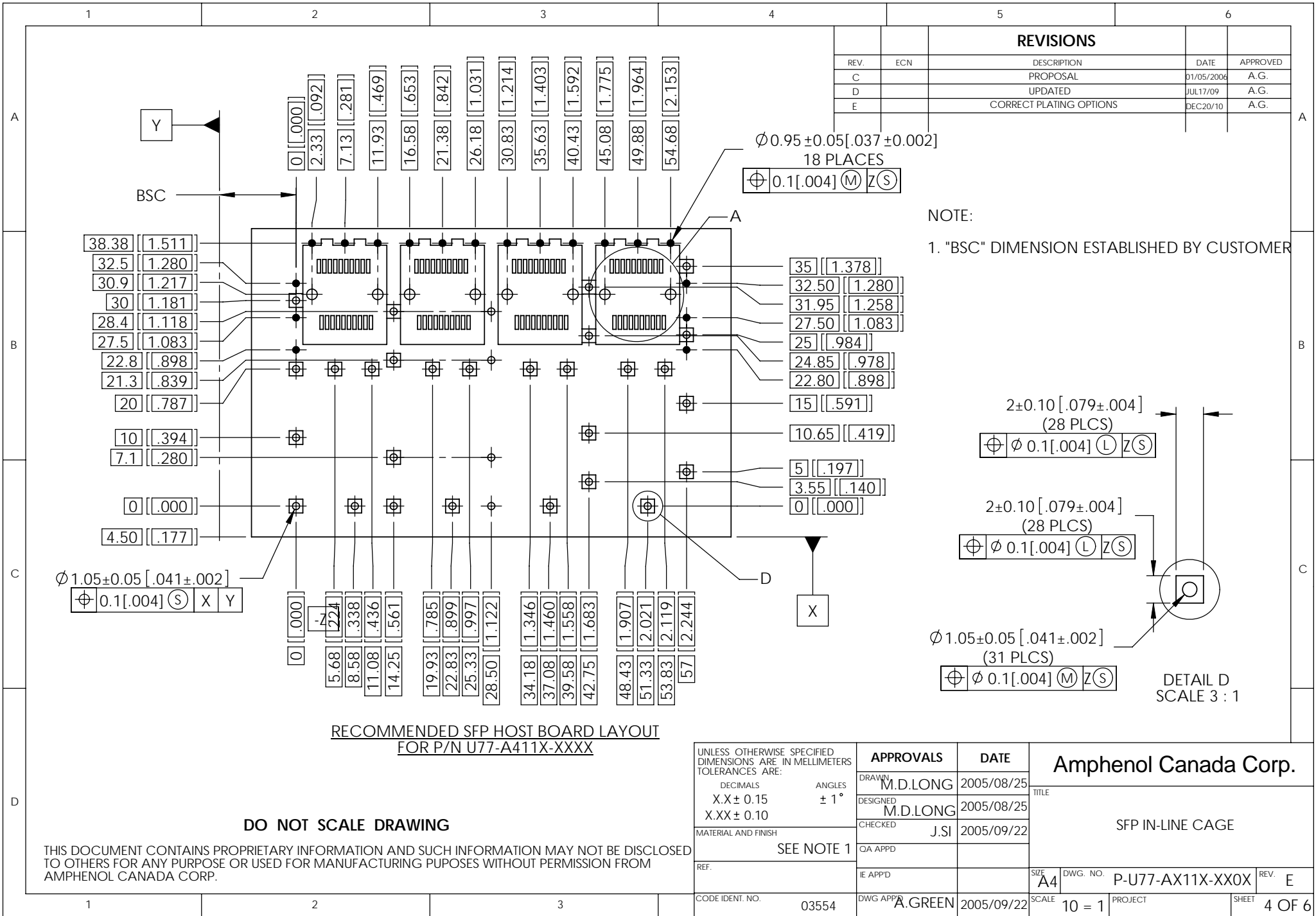
2 ± 0.10 [.079 \pm .004] (42 PLCS)
 $\varnothing 0.1$ [.004] (L) Z(S)
 2 ± 0.10 [.079 \pm .004] (42 PLCS)
 $\varnothing 0.1$ [.004] (L) Z(S)
 $\varnothing 1.05 \pm 0.05$ [.041 \pm .002] (45 PLCS)
 $\varnothing 0.1$ [.004] (M) Z(S)
 DETAIL E
 SCALE 3 : 1

**RECOMMENDED SFP HOST BOARD LAYOUT
 FOR P/N U77-A611X-XX0X**

DO NOT SCALE DRAWING

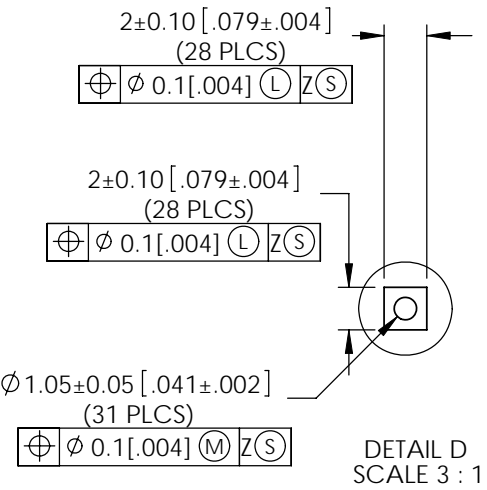
THIS DOCUMENT CONTAINS PROPRIETARY INFORMATION AND SUCH INFORMATION MAY NOT BE DISCLOSED TO OTHERS FOR ANY PURPOSE OR USED FOR MANUFACTURING PUPOSES WITHOUT PERMISSION FROM AMPHENOL CANADA CORP.

UNLESS OTHERWISE SPECIFIED DIMENSIONS ARE IN MILLIMETERS TOLERANCES ARE: DECIMALS X.X \pm 0.15 ANGLES $\pm 1^\circ$ X.XX \pm 0.10		APPROVALS	DATE	Amphenol Canada Corp. TITLE SFP IN-LINE CAGE
MATERIAL AND FINISH	SEE NOTE 1	DRAWN M.D.LONG	2005/08/25	
REF.		DESIGNED M.D.LONG	2005/08/25	
CODE IDENT. NO.	03554	CHECKED J.SI	2005/09/22	
		QA APPD		SIZE A4
		IE APPD		DWG. NO. P-U77-AX11X-XX0X
		DWG APPD A.GREEN	2005/09/22	SCALE 10 = 1
				PROJECT
				SHEET 3 OF 6



REVISIONS				
REV.	ECN	DESCRIPTION	DATE	APPROVED
C		PROPOSAL	01/05/2006	A.G.
D		UPDATED	JUL17/09	A.G.
E		CORRECT PLATING OPTIONS	DEC20/10	A.G.

NOTE:
1. "BSC" DIMENSION ESTABLISHED BY CUSTOMER

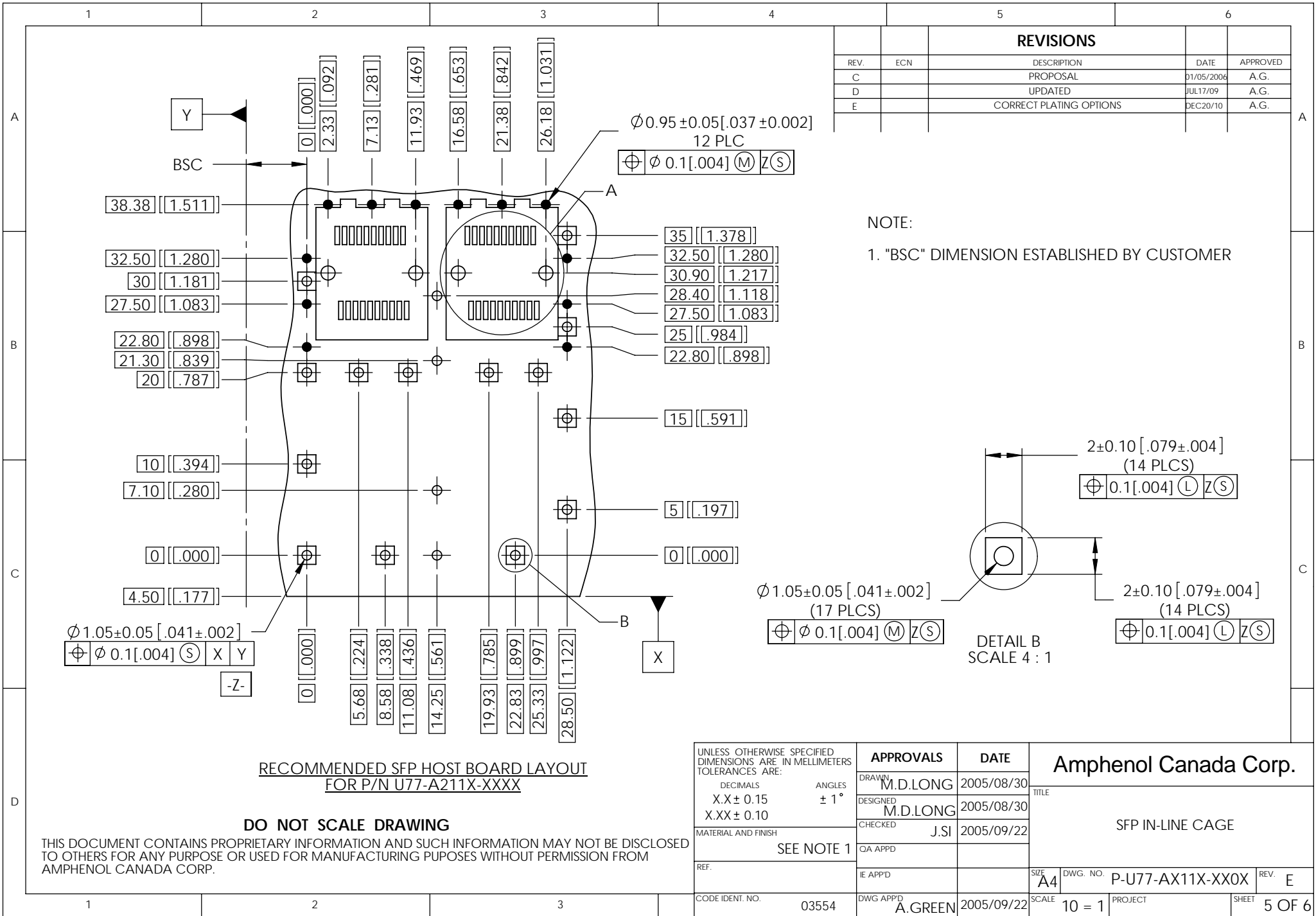


**RECOMMENDED SFP HOST BOARD LAYOUT
FOR P/N U77-A411X-XXXX**

DO NOT SCALE DRAWING

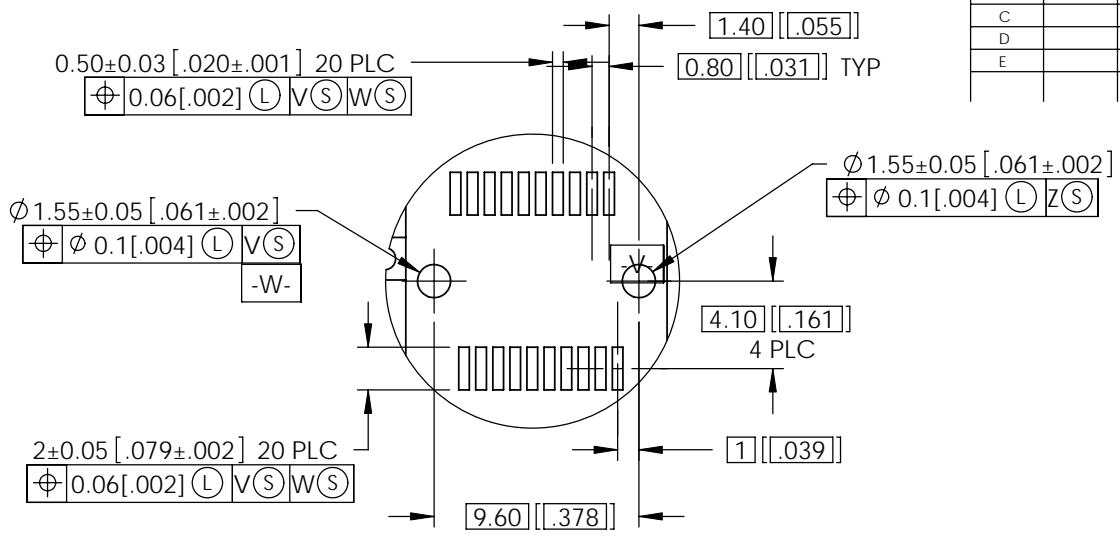
THIS DOCUMENT CONTAINS PROPRIETARY INFORMATION AND SUCH INFORMATION MAY NOT BE DISCLOSED TO OTHERS FOR ANY PURPOSE OR USED FOR MANUFACTURING PUPOSES WITHOUT PERMISSION FROM AMPHENOL CANADA CORP.

UNLESS OTHERWISE SPECIFIED DIMENSIONS ARE IN MELLIMETERS TOLERANCES ARE: DECIMALS ANGLES X.X ± 0.15 ± 1° X.XX ± 0.10		APPROVALS DRAWN: M.D.LONG DESIGNED: M.D.LONG CHECKED: J.SI QA APPD: IE APPD:		DATE 2005/08/25 2005/08/25 2005/09/22		Amphenol Canada Corp. TITLE SFP IN-LINE CAGE	
MATERIAL AND FINISH SEE NOTE 1		REF.		CODE IDENT. NO. 03554			

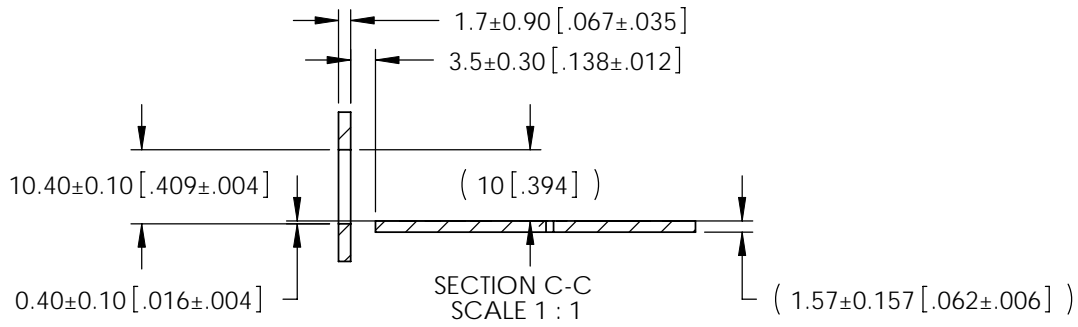
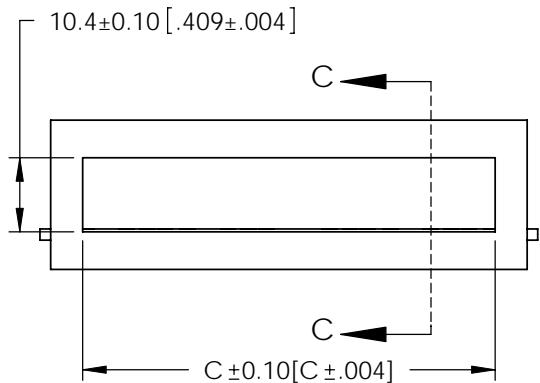


UNLESS OTHERWISE SPECIFIED DIMENSIONS ARE IN MILLIMETERS TOLERANCES ARE:		APPROVALS		DATE		Amphenol Canada Corp.	
DECIMALS	ANGLES	DRAWN	M.D.LONG	2005/08/30	TITLE		
X.X ± 0.15	± 1°	DESIGNED	M.D.LONG	2005/08/30	SFP IN-LINE CAGE		
X.XX ± 0.10		CHECKED	J.SI	2005/09/22			
MATERIAL AND FINISH		QA APPD				SIZE	
SEE NOTE 1						A4	
REF.		IE APPD				DWG. NO. P-U77-AX11X-XX0X	
CODE IDENT. NO. 03554		DWG APPD A.GREEN		2005/09/22		REV. E	
				SCALE 10 = 1		PROJECT SHEET 5 OF 6	

REVISIONS				
REV.	ECN	DESCRIPTION	DATE	APPROVED
C		PROPOSAL	01/05/2006	A.G.
D		UPDATED	JUL17/09	A.G.
E		CORRECT PLATING OPTIONS	DEC20/10	A.G.



DETAIL A
SCALE 3 : 1



SECTION C-C
SCALE 1 : 1

PART NUMBER	C
U77-A211X-XXXX	29.5[1.161]
U77-A411X-XXXX	58.0[2.283]
U77-A611X-XXXX	86.5[3.406]

RECOMMENDED BEZEL DESIGN

DO NOT SCALE DRAWING

THIS DOCUMENT CONTAINS PROPRIETARY INFORMATION AND SUCH INFORMATION MAY NOT BE DISCLOSED TO OTHERS FOR ANY PURPOSE OR USED FOR MANUFACTURING PUPOSES WITHOUT PERMISSION FROM AMPHENOL CANADA CORP.

UNLESS OTHERWISE SPECIFIED DIMENSIONS ARE IN MELLIMETERS TOLERANCES ARE:		APPROVALS		DATE	Amphenol Canada Corp. SFP IN-LINE CAGE
DECIMALS	ANGLES	DRAWN	M.D.LONG	2005/08/25	
X.X ± 0.15	± 1°	DESIGNED	M.D.LONG	2005/08/25	
X.XX ± 0.10		CHECKED	J.SI	2005/09/22	
MATERIAL AND FINISH		QA APPD			
SEE NOTE 1		IE APPD			SIZE A4
REF.		DWG APPD	A.GREEN	2005/09/22	DWG. NO. P-U77-AX11X-XX0X
CODE IDENT. NO.	03554	SCALE	10 = 1	PROJECT	REV. E
				SHEET	6 OF 6