

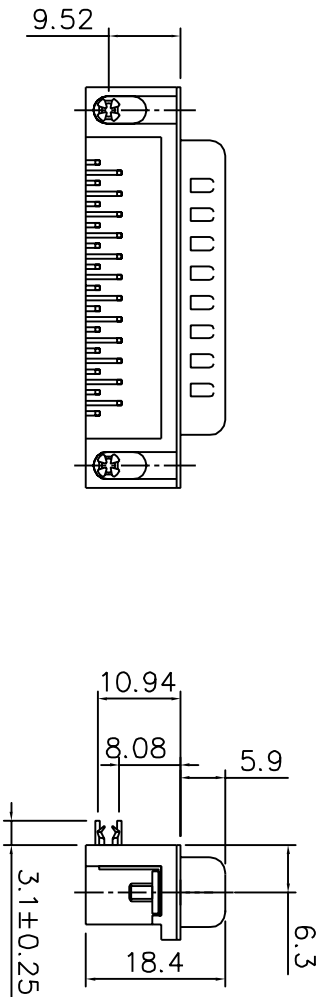
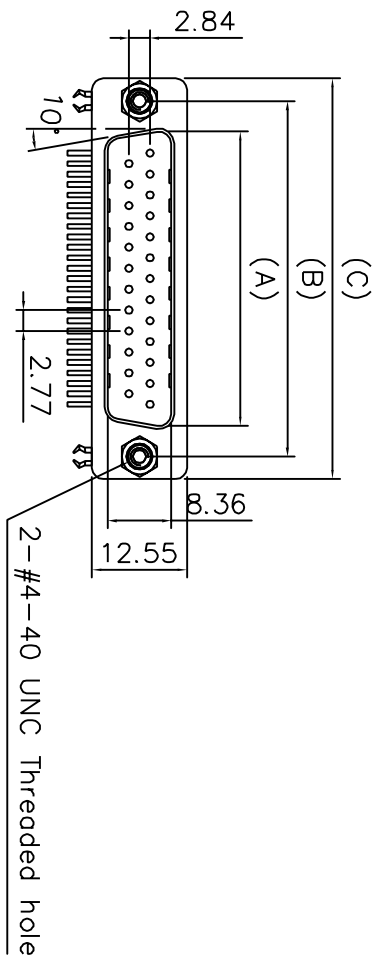
This document is the property of Amphenol Corporation and is delivered on the express condition that it is not to be distributed outside of the company or used for any purpose other than that for which it was prepared without its prior consent, and that no right is granted to disclose or to use any information in this document.

MALE

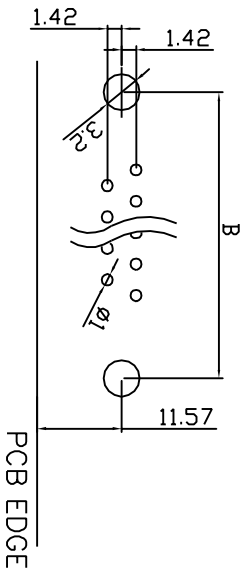
Specifications

Contact Resistance: 30m ohms max. at DC 100mA
 Insulator Resistance: 1000M ohms min. at DC 500V
 Current Rating: 5 AMP
 Dielectric Withstanding Voltage: AC 1000V For 1 minute
 Operating Temperature: -55°C ~ +150°C
 resist to short term (30s) at 260°C
 Shell : steel, tin plated
 Contact: Brass , selective gold flash
 Termination : Tin over Nickel
 Housing: Glass-filled thermoplastic (UL 94V-0)

ROHS compliant
 MSL components : level 3



RECOMMENDED PCB LAYOUT



Size	part number	A	B	C
09	L17HTNCP4R1C	16.92	24.99	30.81
15	L17HTNAP4R1C	25.25	33.32	39.14
25	L17HTNBP4R1C	38.96	47.04	53.0.4
37	L17HTNCP4R1C	55.42	63.50	69.32

TOLERANCE (mm)	APPROVALS	DATE	TITLE	AMPHENOL	REV.
X. ±0.3	DRAWN GDU	07/06/06	17HT SERIES CONNECTORS HIGH TEMP MATERIAL MIL FOOTPRINT PLUG	AMPHENOL SOCAPEX Dole Plant	A
XX ±0.1	CHECKED J.F.L.	07/06/06			
XXX ±0.05	APPROVED J.F.L.	07/06/06			
UNLESS OTHERWISE SPECIFIED	DRAWN	MM	SIZE: A4	DRAWING N°	L17HTN-P4R1C
				Scale N.A.	Sheet 1 of 1