


# H48-6

## Thermal Conductive Pad



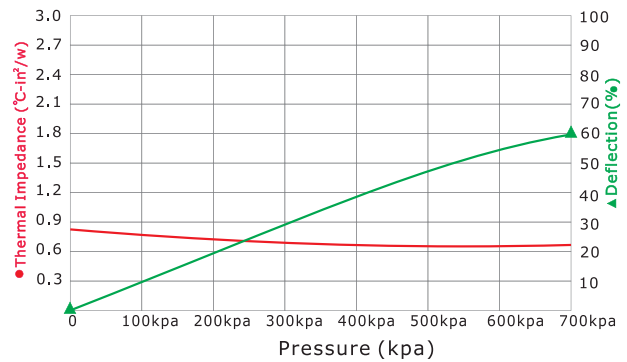
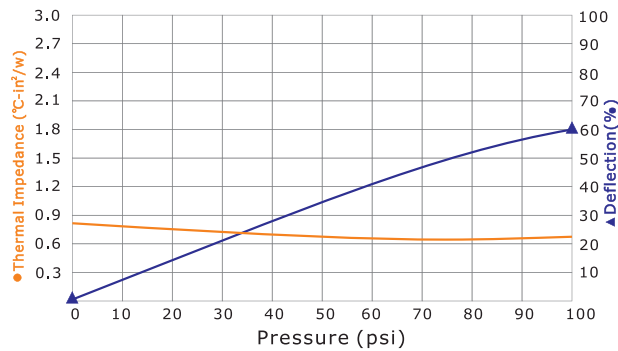
### Features

- Very good thermal conductivity
- Soft and high compressibility
- Natural tack
- Easy to assemble
- Very good insulator

### Applications

- Electronic components: IC / CPU / MOS
- LED / M/B / P/S / Heat Sink / LCD-TV / Notebook PC / PC / Telecom Device / Wireless Hub etc....
- DDR II Module / DVD Applications / Hand-Set applications etc...

### Thermal Resistance V.S Pressure V.S Deflection

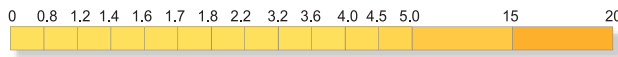


### Properties

REACH Compliant

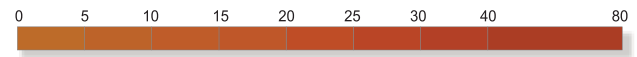
RoHS Compliant

Thermal Conductivity: 3.2 W/mK  
(W/mK - Z Axis)



Testing sample thickness : 1.0 mm

Hardness: 20 (Shore A)  
(Shore A)



In the thermal resistance vs pressure vs deflection charts H48-6 provides low thermal impedance.

As the pressure increases the thermal impedance decreases. H48-6 provides good compliance and softness.

Property	H48-6	Unit	Tolerance	Test Method
Colour	Dark Grey	-	-	Visual
Thickness (Available thickness range)	0.3 - 20	mm	-	ASTM D374
	0.0118 - 0.787	inch	-	ASTM D374
Thermal Conductivity	3.2	W/mK	-	ASTM D5470
Flammability Rating	V-0	-	-	UL 94
Dielectric Breakdown Voltage	>5	kV/mm	-	ASTM D149
Weight Loss	<1	%	-	ASTM E595
Specific Gravity	2.42	g/cm <sup>3</sup>	±0.2	ASTM D792
Working Temperature	-40 to 200	°C	-	-
Volume Resistance	>10 <sup>11</sup>	Ohm-cm	-	ASTM D257
Elongation	130	%	±13	ASTM D412
Tensile Strength	8	Kgf/cm <sup>2</sup>	±2	ASTM D412
Standard Shape	-	Sheets 320-320mm	-	-
Hardness	20	Shore A	±5	ASTM D2240

Available with an adhesive backing



X y z  
H48-6 - 15 - 20 - 3 - 1A, 20 4

1. Part Number
2. Size X-Y-Z
3. Adhesive backing - 0-None, 1A-one side, 2A-two sides
4. Quantity