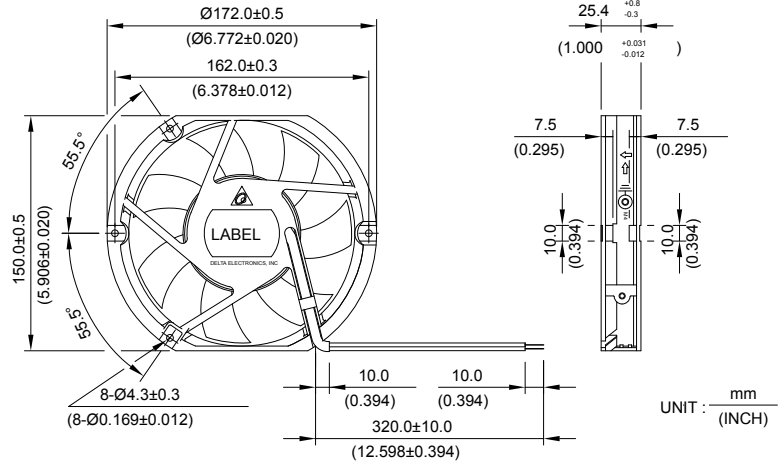


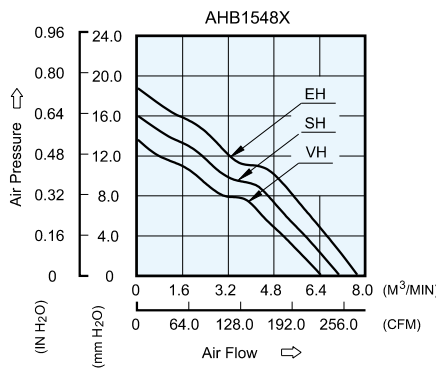
# AHB 172 x 150 x 25.4 MM SERIES

## DIMENSIONS DRAWING

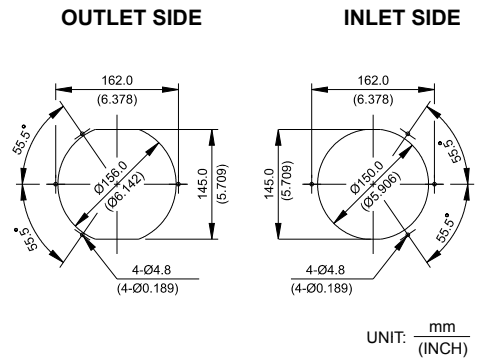


- \* Bearing Type  
Ball Bearings
- \* Material  
Impeller : Plastic (UL 94V-0)  
Frame : Die-Cast Aluminum
- \* Lead Wires :  
UL 1007 AWG #24 OR Equivalent  
Red Wire Positive(+)  
Black Wire Negative(-)
- \* Weight : 430g (15.17 oz)

## P & Q CURVE (AT RATED VOLTAGE)



## MOUNTING PANEL CUTOUT



MODEL		Rated Voltage	Operating Voltage Range	Input Current	Input Power	Speed	Maximum Air Flow		Maximum Air Pressure		Noise
PART NO.	FUNCTION	VDC	VDC	Amp	Watt	R.P.M.	m <sup>3</sup> /min	CFM	mmH <sub>2</sub> O	IN H <sub>2</sub> O	dB-A
AHB1548VH	-R00 / -F00	48	32.0 to 80.0	0.37	17.76	3400	6.408	226.31	13.62	0.536	56.0
AHB1548SH	-R00 / -F00	48	32.0 to 80.0	0.43	20.64	3700	7.059	249.27	16.10	0.634	59.0
AHB1548EH	-R00 / -F00	48	32.0 to 80.0	0.52	24.96	4000	7.675	271.05	18.69	0.736	61.0

\* Function type is optional.  
 \* The max. air flow and the speed are measured in free air ; max. air pressure is measured at zero air flow.  
 \* Noise is measured in anechoic chamber in free air, one meter from intake side.  
 \* All readings are typical values at rated voltage.  
 \* Specifications are subject to change without notice.