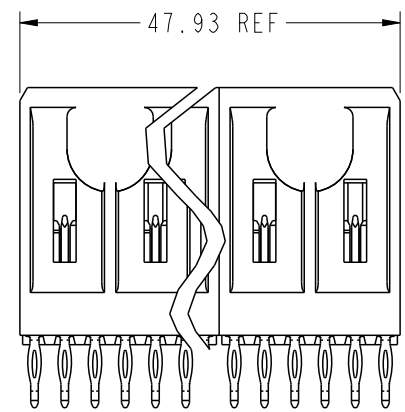
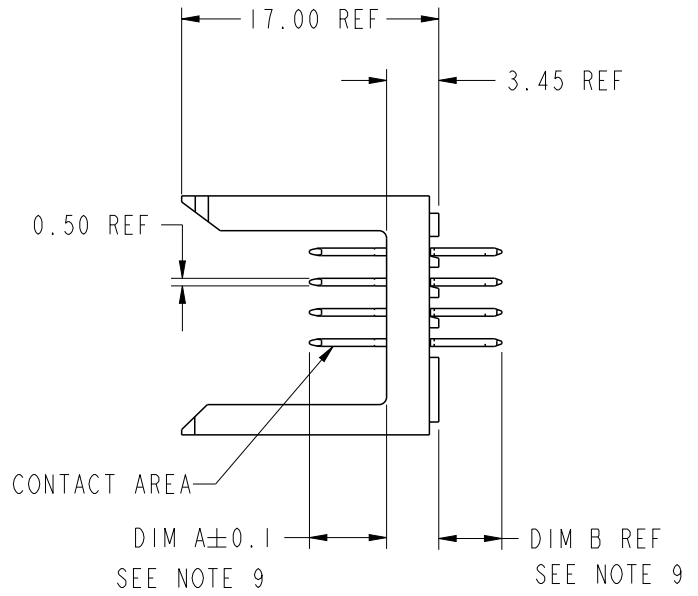
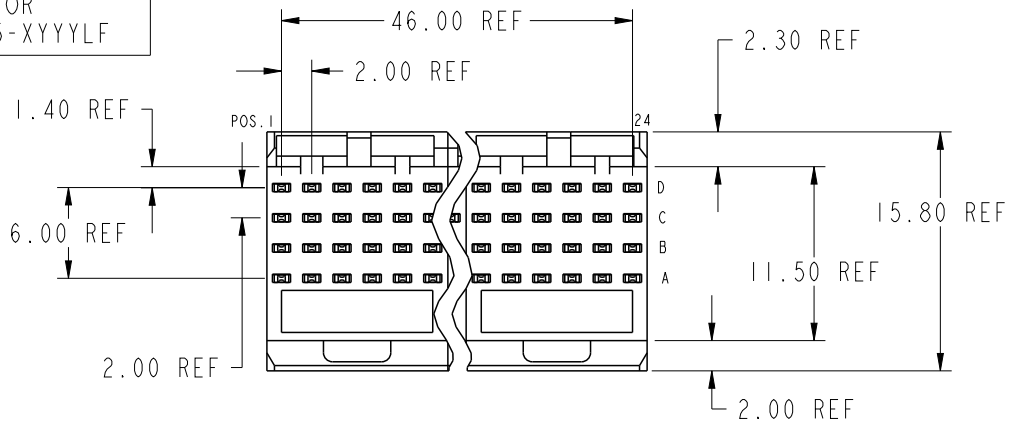


PRODUCT NUMBER  
 89075-XYX  
 OR  
 89075-XYXX  
 89075-XYXLF  
 OR  
 89075-XYXLF



rev	ecn	drw	date
CB	V06-0573	DCH	2006-06-14
CC	DG07-0487	Cenh	12/05/07
CD	DG09-0256	TER	2009-08-19
CE	ELX-DG-010531-1	ANDY	2012-03-08
-	-	-	-
BY	V05-0603	TAB	07/06/05
CA	V05-1030	LP	11/21/05

spec ref	*	dr	Terran Huang	2010/07/08	projection	mm	size	A4	scale	2:1
tolerance std	ASME Y14.5	eng	Andy Lu	2012/03/08			ecn no	ELX-DG-010531-1		
TOLERANCES UNLESS OTHERWISE SPECIFIED		chr	Thian-Zhao Lin	2012/03/12				product family	METRAL	rel level
surface	3.200 linear	appr	Pei-Ming Zheng	2012/03/12	title		METRAL SIGNAL HEADER		dwg no	89075
	0.X ±0.3	www.fci.com		4 MOD, 4 ROW PRESS-FIT		rev		CE		
	0.XX ±0.13			cat. no.		Product - Customer Drw		sheet 1 of 15		
	0.XXX ±0.051									
	angular 0° ±2°									



Copyright FCI.

ProjE File - REV C - 2009-06-09

1

2

3

4

A

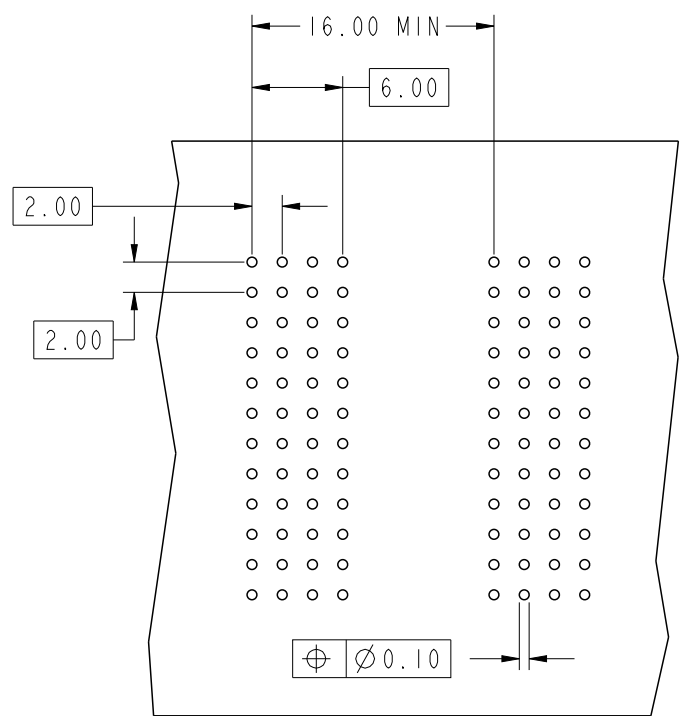
B

C

A

B

C



KEY		
CODE	DIMENSIONS	
	DIM "A" MATE	DIM "B" TAIL
1	5.00	4.30
2	5.75	4.30
3	6.50	4.30
4	7.25	4.30
5	5.00	13.60
6	5.75	13.60
7	6.50	13.60
8	7.25	13.60
10	5.75	17.00
11	6.50	17.00
12	7.25	17.00
13	8.25	4.30
14	8.25	13.60
19	8.00	4.30
22	5.00	12.10

REQUIRED PC BOARD LAYOUT  
COMPONENT SIDE

SEE PRINT 58351 FOR  
ADDITIONAL PCB INFORMATION



Copyright FCI.

spec ref	*	dr	Terran Huang	2010/07/08	projection 	mm 	size	A4	scale	2:1	
tolerance std	ASME Y14.5	eng	Andy Lu	2012/03/08			ecn no	ELX-DG-010531-1			
TOLERANCES UNLESS OTHERWISE SPECIFIED		chr	Thian-Zhao Lin	2012/03/12			product family	METRAL	rel level	Released	
surface	3.2	appr	Pei-Ming Zheng	2012/03/12	title		METRAL SIGNAL HEADER	dwg no	89075	rev	CE
ASME Y14.5	linear	www.fci.com		cat. no.	-	Product - Customer Drw			sheet 2 of 15		
	angular	0°	±2°								

Print File - REV C - 2009-06-09

1

2

3

4

METRAL P/N	ROW	CONTACT CODE MOD. 1					MOD. 2					MOD. 3					MOD. 4									
		1	2	3	4	5	6	7	8	9	10	11	12	13	14	15	16	17	18	19	20	21	22	23	24	
89075-X01 SEE NOTE 11 LEAD FREE OPTION	D	1	1	1	1	1	1	1	1	1	1	1	1	1	1	1	1	1	1	1	1	3	3	3	3	
	C	1	1	1	1	1	1	1	1	1	1	1	1	1	1	1	1	1	1	1	1	1	3	3	3	3
	B	1	1	1	1	1	1	1	1	1	1	1	1	1	1	1	1	1	1	1	1	1	3	3	3	3
	A	1	1	1	1	1	1	1	1	1	1	1	1	1	1	1	1	1	1	1	1	1	3	3	3	3

METRAL P/N	ROW	CONTACT CODE MOD. 1					MOD. 2					MOD. 3					MOD. 4								
		1	2	3	4	5	6	7	8	9	10	11	12	13	14	15	16	17	18	19	20	21	22	23	24
89075-X06 SEE NOTE 11 LEAD FREE OPTION	D	2	2	2	2	2	2	2	2	2	2	2	2	2	2	2	2	2	2	2	2	2	2	2	3
	C	2	2	2	2	2	2	2	2	2	2	2	2	2	2	2	2	2	2	2	2	2	2	2	3
	B	2	2	2	2	2	2	2	2	2	2	2	2	2	2	2	2	2	2	2	2	2	2	2	3
	A	2	2	2	2	2	2	2	2	2	2	2	2	2	2	2	2	2	2	2	2	2	2	2	3

METRAL P/N	ROW	CONTACT CODE MOD. 1					MOD. 2					MOD. 3					MOD. 4								
		1	2	3	4	5	6	7	8	9	10	11	12	13	14	15	16	17	18	19	20	21	22	23	24
89075-X02 SEE NOTE 11 LEAD FREE OPTION	D	5	5	5	5	5	5	5	5	5	5	5	5	5	5	5	5	5	5	5	5	5	5	5	5
	C	5	5	5	5	5	5	5	5	5	5	5	5	5	5	5	5	5	5	5	5	5	5	5	5
	B	5	5	5	5	5	5	5	5	5	5	5	5	5	5	5	5	5	5	5	5	5	5	5	5
	A	5	5	5	5	5	5	5	5	5	5	5	5	5	5	5	5	5	5	5	5	5	5	5	5

METRAL P/N	ROW	CONTACT CODE MOD. 1					MOD. 2					MOD. 3					MOD. 4								
		1	2	3	4	5	6	7	8	9	10	11	12	13	14	15	16	17	18	19	20	21	22	23	24
89075-X07 SEE NOTE 11 LEAD FREE OPTION	D	1	1	1	1	1	1	1	1	1	1	1	1	1	1	1	1	1	1	1	1	1	1	1	3
	C	1	1	1	1	1	1	1	1	1	1	1	1	1	1	1	1	1	1	1	1	1	1	1	3
	B	1	1	1	1	1	1	1	1	1	1	1	1	1	1	1	1	1	1	1	1	1	1	1	3
	A	1	1	1	1	1	1	1	1	1	1	1	1	1	1	1	1	1	1	1	1	1	1	1	3

METRAL P/N	ROW	CONTACT CODE MOD. 1					MOD. 2					MOD. 3					MOD. 4								
		1	2	3	4	5	6	7	8	9	10	11	12	13	14	15	16	17	18	19	20	21	22	23	24
89075-X03 SEE NOTE 11 LEAD FREE OPTION	D	6	6	5	6	6	5	6	6	5	6	6	5	11	5	5	5	5	5	5	5	5	5	5	5
	C	6	6	5	6	6	5	6	6	5	6	6	5	11	5	5	5	5	5	5	5	5	5	5	5
	B	6	6	5	6	6	5	6	6	5	6	6	5	11	5	5	5	5	5	5	5	5	5	5	5
	A	6	6	5	6	6	5	6	6	5	6	6	5	11	5	5	5	5	5	5	5	5	5	5	5

METRAL P/N	ROW	CONTACT CODE MOD. 1					MOD. 2					MOD. 3					MOD. 4								
		1	2	3	4	5	6	7	8	9	10	11	12	13	14	15	16	17	18	19	20	21	22	23	24
89075-X08 SEE NOTE 11 LEAD FREE OPTION	D	1	1	1	1	1	1	1	1	1	1	1	1	2	2	2	2	2	1	1	1	1	1	1	3
	C	1	1	1	1	1	1	1	1	1	1	1	1	2	2	2	2	2	1	1	1	1	1	1	3
	B	1	1	1	1	1	1	1	1	1	1	1	2	2	2	2	2	1	1	1	1	1	1	1	3
	A	1	1	1	1	1	1	1	1	1	1	1	2	2	2	2	2	1	1	1	1	1	1	1	3

METRAL P/N	ROW	CONTACT CODE MOD. 1					MOD. 2					MOD. 3					MOD. 4								
		1	2	3	4	5	6	7	8	9	10	11	12	13	14	15	16	17	18	19	20	21	22	23	24
89075-X04 SEE NOTE 11 LEAD FREE OPTION	D	6	6	6	6	6	6	3	2	2	2	3	2	2	2	2	2	2	2	2	2	2	3	3	3
	C	6	6	6	6	6	6	3	2	2	2	3	2	2	2	2	2	2	2	2	2	2	3	3	3
	B	6	6	6	6	6	6	3	2	2	2	3	2	2	2	2	2	2	2	2	2	2	3	3	3
	A	6	6	6	6	6	6	3	2	2	2	3	2	2	2	2	2	2	2	2	2	2	3	3	3

METRAL P/N	ROW	CONTACT CODE MOD. 1					MOD. 2					MOD. 3					MOD. 4									
		1	2	3	4	5	6	7	8	9	10	11	12	13	14	15	16	17	18	19	20	21	22	23	24	
89075-X09 SEE NOTE 11 LEAD FREE OPTION	D	1	1	3	1	1	1	1	1	1	1	1	1	1	1	1	1	1	1	1	1	1	1	3	1	
	C	1	1	3	1	1	1	1	1	1	1	1	1	1	1	1	1	1	1	1	1	1	1	1	3	1
	B	1	1	3	1	1	1	1	1	1	1	1	1	1	1	1	1	1	1	1	1	1	1	1	3	1
	A	1	1	3	1	1	1	1	1	1	1	1	1	1	1	1	1	1	1	1	1	1	1	1	1	3

METRAL P/N	ROW	CONTACT CODE MOD. 1					MOD. 2					MOD. 3					MOD. 4								
		1	2	3	4	5	6	7	8	9	10	11	12	13	14	15	16	17	18	19	20	21	22	23	24
89075-X05 SEE NOTE 11 LEAD FREE OPTION	D	3	2	2	2	2	2	2	2	2	2	2	2	2	2	2	2	2	2	2	2	2	2	2	2
	C	3	2	2	2	2	2	2	2	2	2	2	2	2	2	2	2	2	2	2	2	2	2	2	2
	B	3	2	2	2	2	2	2	2	2	2	2	2	2	2	2	2	2	2	2	2	2	2	2	2
	A	3	2	2	2	2	2	2	2	2	2	2	2	2	2	2	2	2	2	2	2	2	2	2	2

METRAL P/N	ROW	CONTACT CODE MOD. 1					MOD. 2					MOD. 3					MOD. 4								
		1	2	3	4	5	6	7	8	9	10	11	12	13	14	15	16	17	18	19	20	21	22	23	24
89075-X10 SEE NOTE 11 LEAD FREE OPTION	D	1	1	3	1	1	1	2	2	1	2	2	2	1	1	1	3	1	1	3	3	3	3	3	3
	C	1	1	3	1	1	1	2	2	1	2	2	2	1	1	1	3	1	1	3	3	3	3	3	3
	B	1	1	3	1	1	1	2	2	1	2	2	2	1	1	1	3	1	1	3	3	3	3	3	3
	A	1	1	3	1	1	1	2	2	1	2	2	2	1	1	1	3	1	1	3	3	3	3	3	3

spec ref *	dr	Terran Huang	2010/07/08	projection	mm	size	A4	scale	2:1
tolerance std	eng	Andy Lu	2012/03/08			ecn no	ELX-DG-010531-1		
ASME Y14.5	chr	Thian-Zhao Lin	2012/03/12				rel level	Released	
TOLERANCES UNLESS OTHERWISE SPECIFIED	appr	Pei-Ming Zheng	2012/03/12	product family	METRAL	rev	CE		
surface 3.2	0.X	±0.3		title		dwg no		89075	rev
200	0.XX	±0.13							
linear	0.XXX	±0.051							
ASME Y14.5	angular	0°	±2°	www.fci.com	cat. no.	-	Product - Customer Drw	sheet 3 of 15	





Copyright FCI.

METRAL P/N	ROW	CONTACT CODE MOD. 1					MOD. 2					MOD. 3					MOD. 4								
		1	2	3	4	5	6	7	8	9	10	11	12	13	14	15	16	17	18	19	20	21	22	23	24
89075-X11	D	22	22	22	22	22	22	22	22	22	22	22	22	22	22	22	22	22	22	22	22	22	22	22	22
SEE NOTE 11 LEAD FREE OPTION	C	22	22	22	22	22	22	22	22	22	22	22	22	22	22	22	22	22	22	22	22	22	22	22	22
	B	22	22	22	22	22	22	22	22	22	22	22	22	22	22	22	22	22	22	22	22	22	22	22	22
	A	22	22	22	22	22	22	22	22	22	22	22	22	22	22	22	22	22	22	22	22	22	22	22	22

METRAL P/N	ROW	CONTACT CODE MOD. 1					MOD. 2					MOD. 3					MOD. 4								
		1	2	3	4	5	6	7	8	9	10	11	12	13	14	15	16	17	18	19	20	21	22	23	24
89075-X12	D	3	1	1	1	1	1	1	1	3	1	1	1	1	1	1	1	1	1	1	1	1	1	1	1
SEE NOTE 11 LEAD FREE OPTION	C	3	1	1	1	1	1	1	1	3	1	1	1	1	1	1	1	1	1	1	1	1	1	1	1
	B	3	1	1	1	1	1	1	1	3	1	1	1	1	1	1	1	1	1	1	1	1	1	1	1
	A	3	1	1	1	1	1	1	1	3	1	1	1	1	1	1	1	1	1	1	1	1	1	1	1

METRAL P/N	ROW	CONTACT CODE MOD. 1					MOD. 2					MOD. 3					MOD. 4								
		1	2	3	4	5	6	7	8	9	10	11	12	13	14	15	16	17	18	19	20	21	22	23	24
89075-X13	D	3	3	2	2	1	1	1	1	3	3	2	3	3	1	1	1	1	1	1	1	1	1	1	3
SEE NOTE 11 LEAD FREE OPTION	C	3	3	2	2	1	1	1	1	3	3	2	3	3	1	1	1	1	1	1	1	1	1	1	3
	B	3	3	2	2	1	1	1	1	3	3	2	3	3	1	1	1	1	1	1	1	1	1	1	3
	A	3	3	2	2	1	1	1	1	3	3	2	3	3	1	1	1	1	1	1	1	1	1	1	3

METRAL P/N	ROW	CONTACT CODE MOD. 1					MOD. 2					MOD. 3					MOD. 4								
		1	2	3	4	5	6	7	8	9	10	11	12	13	14	15	16	17	18	19	20	21	22	23	24
89075-X14	D	19	3	4	4	3	3	2	2	2	2	2	2	2	2	2	2	2	2	2	2	2	2	2	2
SEE NOTE 11 LEAD FREE OPTION	C	19	3	4	4	3	3	2	2	2	2	2	2	2	2	2	2	2	2	2	2	2	2	2	2
	B	19	3	4	4	3	3	2	2	2	2	2	2	2	2	2	2	2	2	2	2	2	2	2	2
	A	19	3	4	4	3	3	2	2	2	2	2	2	2	2	2	2	2	2	2	2	2	2	2	2

METRAL P/N	ROW	CONTACT CODE MOD. 1					MOD. 2					MOD. 3					MOD. 4								
		1	2	3	4	5	6	7	8	9	10	11	12	13	14	15	16	17	18	19	20	21	22	23	24
89075-X15	D	2	2	2	2	2	2	2	2	2	2	2	2	2	2	2	2	2	2	2	2	2	1	2	19
SEE NOTE 11 LEAD FREE OPTION	C	2	2	2	2	2	2	2	2	2	2	2	2	2	2	2	2	2	2	2	2	2	2	2	19
	B	2	2	2	2	2	2	2	2	2	2	2	2	2	2	2	2	2	2	2	2	2	2	2	19
	A	2	2	2	2	2	2	2	2	2	2	2	2	2	2	2	2	2	2	2	2	2	2	2	19

METRAL P/N	ROW	CONTACT CODE MOD. 1					MOD. 2					MOD. 3					MOD. 4								
		1	2	3	4	5	6	7	8	9	10	11	12	13	14	15	16	17	18	19	20	21	22	23	24
89075-X16	D	2	2	2	2	2	2	2	2	2	2	2	2	4	2	4	2	2	2	2	2	2	2	2	2
SEE NOTE 11 LEAD FREE OPTION	C	2	2	2	2	2	2	2	2	2	2	2	2	2	2	2	2	2	2	2	2	2	2	2	2
	B	2	2	2	2	2	2	2	2	2	2	2	2	1	1	2	2	2	2	2	2	2	2	2	2
	A	2	2	2	2	2	2	2	2	2	2	2	2	2	2	2	2	2	2	2	2	2	2	2	2

METRAL P/N	ROW	CONTACT CODE MOD. 1					MOD. 2					MOD. 3					MOD. 4								
		1	2	3	4	5	6	7	8	9	10	11	12	13	14	15	16	17	18	19	20	21	22	23	24
89075-X17	D	7	7	7	7	7	7	7	7	7	7	7	8	8	8	8	8	8	8	8	8	8	8	8	8
SEE NOTE 11 LEAD FREE OPTION	C	7	7	7	7	7	7	7	7	7	7	7	8	8	8	8	8	8	8	8	8	8	8	8	8
	B	7	7	7	7	7	7	7	7	7	7	7	8	8	8	8	8	8	8	8	8	8	8	8	8
	A	7	7	7	7	7	7	7	7	7	7	7	8	8	8	8	8	8	8	8	8	8	8	8	8

METRAL P/N	ROW	CONTACT CODE MOD. 1					MOD. 2					MOD. 3					MOD. 4								
		1	2	3	4	5	6	7	8	9	10	11	12	13	14	15	16	17	18	19	20	21	22	23	24
89075-X18	D	4	3	4	2	2	3	3	3	3	3	3	3	3	3	3	3	3	3	3	2	2	3	3	3
SEE NOTE 11 LEAD FREE OPTION	C	4	3	4	2	2	3	3	3	3	3	3	3	3	3	3	3	3	3	3	2	2	3	3	3
	B	4	3	4	2	2	3	3	3	3	3	3	3	3	3	3	3	3	3	3	2	2	3	3	3
	A	4	3	4	1	4	3	3	3	3	3	3	3	3	3	3	3	3	3	3	2	2	3	3	3

METRAL P/N	ROW	CONTACT CODE MOD. 1					MOD. 2					MOD. 3					MOD. 4								
		1	2	3	4	5	6	7	8	9	10	11	12	13	14	15	16	17	18	19	20	21	22	23	24
89075-X19	D	4	3	4	2	2	2	3	3	3	3	3	3	3	3	3	3	3	4	4	4	4	4	4	4
SEE NOTE 11 LEAD FREE OPTION	C	4	3	4	2	2	2	3	3	3	3	3	3	3	3	3	3	3	4	4	4	4	4	4	4
	B	4	3	4	2	2	2	3	3	3	3	3	3	3	3	3	3	3	4	4	4	4	4	4	4
	A	4	3	4	2	2	2	3	3	3	3	3	3	3	3	3	3	3	4	4	4	4	4	4	4

METRAL P/N	ROW	CONTACT CODE MOD. 1					MOD. 2					MOD. 3					MOD. 4								
		1	2	3	4	5	6	7	8	9	10	11	12	13	14	15	16	17	18	19	20	21	22	23	24
89075-X20	D	4	3	4	2	2	3	3	3	3	3	3	3	2	2	3	3	3	3	3	3	3	3	3	3
SEE NOTE 11 LEAD FREE OPTION	C	4	3	4	2	2	3	3	3	3	3	3	3	2	2	3	3	3	3	3	3	3	3	3	3
	B	4	3	4	2	2	3	3	3	3	3	3	3	2	2	3	3	3	3	3	3	3	3	3	3
	A	4	3	4	1	4	3	3	3	3	3	3	3	2	2	3	3	3	3	3	3	3	3	3	3

spec ref	*	dr	Terran Huang	2010/07/08	projection		size	A4	scale	2:1						
tolerance std	ASME Y14.5	eng	Andy Lu	2012/03/08			ecn no				ELX-DG-010531-1					
TOLERANCES UNLESS OTHERWISE SPECIFIED		chr	Thian-Zhao Lin	2012/03/12			rel level				Released					
surface	3.2 200 inear	appr	Pei-Ming Zheng	2012/03/12	product family		METRAL		rev		CE					
ASME Y14.5	angular			title METRAL SIGNAL HEADER 4 MOD, 4 ROW PRESS-FIT		dwg no 89075		sheet 4 of 15								
<table border="1"> <tr> <td>0.X</td> <td>±0.3</td> </tr> <tr> <td>0.XX</td> <td>±0.13</td> </tr> <tr> <td>0.XXX</td> <td>±0.051</td> </tr> </table>		0.X	±0.3	0.XX	±0.13	0.XXX	±0.051	www.fci.com		cat. no.		Product - Customer Drw				
0.X	±0.3															
0.XX	±0.13															
0.XXX	±0.051															



Copyright FCI.

METRAL P/N	ROW	CONTACT CODE MOD. 1					MOD. 2					MOD. 3					MOD. 4								
		1	2	3	4	5	6	7	8	9	10	11	12	13	14	15	16	17	18	19	20	21	22	23	24
89075-X21 SEE NOTE 11 LEAD FREE OPTION	D	3	3	2	2	2	2	2	2	2	2	4	4	4	4	4	4	4	4	4	4	4	3	3	3
	C	3	3	2	2	2	2	2	2	2	2	4	4	4	4	4	4	4	4	4	4	4	3	3	3
	B	3	3	2	2	2	2	2	2	2	2	4	4	4	4	4	4	4	4	4	4	4	3	3	3
	A	3	3	2	2	2	2	2	2	2	2	4	4	4	4	4	4	4	4	4	4	4	3	3	3

METRAL P/N	ROW	CONTACT CODE MOD. 1					MOD. 2					MOD. 3					MOD. 4								
		1	2	3	4	5	6	7	8	9	10	11	12	13	14	15	16	17	18	19	20	21	22	23	24
89075-X26 SEE NOTE 11 LEAD FREE OPTION	D	2	2	3	2	2	2	2	2	1	1	2	2	2	2	2	2	2	2	2	2	2	2	2	2
	C	2	2	3	2	2	2	2	2	1	1	2	2	2	2	2	2	2	2	2	2	2	2	2	2
	B	2	2	3	2	2	2	2	2	1	1	2	2	2	2	2	2	2	2	2	2	2	2	2	2
	A	2	2	3	2	2	2	2	2	1	1	2	2	2	2	2	2	2	2	2	2	2	2	2	2

METRAL P/N	ROW	CONTACT CODE MOD. 1					MOD. 2					MOD. 3					MOD. 4							
		1	2	3	4	5	6	7	8	9	10	11	12	13	14	15	16	17	18	19	20	21	22	23
89075-X22 SEE NOTE 11 LEAD FREE OPTION	D	3	3	3	3	3	3	3	3	3	3	3	4	4	4	4	4	4	4	4	4	4	4	4
	C	3	3	3	3	3	3	3	3	3	3	3	4	4	4	4	4	4	4	4	4	4	4	4
	B	3	3	3	3	3	3	3	3	3	3	3	4	4	4	4	4	4	4	4	4	4	4	4
	A	3	3	3	3	3	3	3	3	3	3	3	4	4	4	4	4	4	4	4	4	4	4	4

METRAL P/N	ROW	CONTACT CODE MOD. 1					MOD. 2					MOD. 3					MOD. 4								
		1	2	3	4	5	6	7	8	9	10	11	12	13	14	15	16	17	18	19	20	21	22	23	24
89075-X27 SEE NOTE 11 LEAD FREE OPTION	D	2	2	1	1	1	1	1	1	1	1	2	2	2	2	2	2	2	2	2	2	2	3	2	2
	C	2	2	1	1	1	1	1	1	1	1	2	2	2	2	2	2	2	2	2	2	2	3	2	2
	B	2	2	1	1	1	1	1	1	1	1	2	2	2	2	2	2	2	2	2	2	2	3	2	2
	A	2	2	1	1	1	1	1	1	1	1	2	2	2	2	2	2	2	2	2	2	2	3	2	2

METRAL P/N	ROW	CONTACT CODE MOD. 1					MOD. 2					MOD. 3					MOD. 4								
		1	2	3	4	5	6	7	8	9	10	11	12	13	14	15	16	17	18	19	20	21	22	23	24
89075-X23 SEE NOTE 11 LEAD FREE OPTION	D	1	1	1	3	3	3	3	1	1	1	1	2	2	2	2	2	2	2	2	2	2	2	2	2
	C	1	1	1	3	3	3	3	1	1	1	1	2	2	2	2	2	2	2	2	2	2	2	2	2
	B	1	1	1	3	3	3	3	1	1	1	1	2	2	2	2	2	2	2	2	2	2	2	2	2
	A	1	1	1	3	3	3	3	1	1	1	1	2	2	2	2	2	2	2	2	2	2	2	2	2

METRAL P/N	ROW	CONTACT CODE MOD. 1					MOD. 2					MOD. 3					MOD. 4								
		1	2	3	4	5	6	7	8	9	10	11	12	13	14	15	16	17	18	19	20	21	22	23	24
89075-X28 SEE NOTE 11 LEAD FREE OPTION	D	2	2	2	2	2	2	2	2	2	2	2	2	2	2	2	2	2	2	2	2	2	1	2	2
	C	2	2	2	2	2	2	2	2	2	2	2	2	2	2	2	2	2	2	2	2	2	1	2	2
	B	2	2	2	2	2	2	2	2	2	2	2	2	2	2	2	2	2	2	2	2	2	1	2	2
	A	2	2	2	2	2	2	2	2	2	2	2	2	2	2	2	2	2	2	2	2	2	1	2	2

METRAL P/N	ROW	CONTACT CODE MOD. 1					MOD. 2					MOD. 3					MOD. 4								
		1	2	3	4	5	6	7	8	9	10	11	12	13	14	15	16	17	18	19	20	21	22	23	24
89075-X24 SEE NOTE 11 LEAD FREE OPTION	D	2	2	3	2	3	2	3	2	1	1	2	2	2	1	1	1	1	1	1	1	1	1	1	2
	C	2	2	3	2	3	2	3	2	1	1	2	2	2	1	1	1	1	1	1	1	1	1	1	2
	B	2	2	3	2	3	2	3	2	1	1	2	2	2	1	1	1	1	1	1	1	1	1	1	2
	A	2	2	3	2	3	2	3	2	1	1	2	2	2	1	1	1	1	1	1	1	1	1	1	2

METRAL P/N	ROW	CONTACT CODE MOD. 1					MOD. 2					MOD. 3					MOD. 4								
		1	2	3	4	5	6	7	8	9	10	11	12	13	14	15	16	17	18	19	20	21	22	23	24
89075-X29 SEE NOTE 11 LEAD FREE OPTION	D	2	2	2	2	2	3	2	2	2	2	2	2	2	2	1	2	2	2	2	2	3	3	2	3
	C	2	2	2	2	2	3	2	2	2	2	2	2	2	2	1	2	2	2	2	2	3	3	2	3
	B	2	2	2	2	2	3	2	2	2	2	2	2	2	2	1	2	2	2	2	2	3	3	2	3
	A	2	2	2	2	2	3	2	2	2	2	2	2	2	2	1	2	2	2	2	2	3	3	2	3

METRAL P/N	ROW	CONTACT CODE MOD. 1					MOD. 2					MOD. 3					MOD. 4							
		1	2	3	4	5	6	7	8	9	10	11	12	13	14	15	16	17	18	19	20	21	22	23
89075-X25 SEE NOTE 11 LEAD FREE OPTION	D	2	2	2	1	1	3	1	1	1	1	1	1	2	2	2	2	2	1	1	3	2	2	2
	C	2	2	2	1	1	3	1	1	1	1	1	1	2	2	2	2	2	1	1	3	2	2	2
	B	2	2	2	1	1	3	1	1	1	1	1	1	2	2	2	2	2	1	1	3	2	2	2
	A	2	2	2	1	1	3	1	1	1	1	1	1	2	2	2	2	2	1	1	3	2	2	2

METRAL P/N	ROW	CONTACT CODE MOD. 1					MOD. 2					MOD. 3					MOD. 4							
		1	2	3	4	5	6	7	8	9	10	11	12	13	14	15	16	17	18	19	20	21	22	23
89075-X30 SEE NOTE 11 LEAD FREE OPTION	D	3	-	-	-	3	3	3	3	3	3	3	3	3	3	3	3	3	3	-	3	3	3	3
	C	3	3	3	3	3	3	3	3	3	3	3	3	3	3	3	3	3	3	-	3	3	3	3
	B	3	3	-	-	3	3	3	3	3	3	3	3	3	3	3	3	3	3	-	3	3	3	3
	A	3	3	3	3	3	-	3	4	4	4	4	4	3	4	3	3	3	3	-	3	3	3	3

spec ref	*	dr	Terran Huang	2010/07/08	projection	mm	size	A4	scale	2:1
tolerance std	ASME Y14.5	eng	Andy Lu	2012/03/08		←→	ecn no	ELX-DG-010531-1		
	TOLERANCES UNLESS OTHERWISE SPECIFIED	chr	Thian-Zhao Lin	2012/03/12			rel level	Released		
surface	3.200 linear	appr	Pei-Ming Zheng	2012/03/12	product family	METRAL			rev	CE
	0.X ±0.3				title	METRAL SIGNAL HEADER			dwg no	89075
	0.XX ±0.13					4 MOD, 4 ROW PRESS-FIT				
	0.XXX ±0.051				cat. no.	-			Product - Customer Drw	sheet 5 of 15
ASME Y14.5	angular 0° ±2°									



Copyright FCI.

METRAL P/N	ROW	CONTACT CODE MOD. 1					MOD. 2					MOD. 3					MOD. 4								
		1	2	3	4	5	6	7	8	9	10	11	12	13	14	15	16	17	18	19	20	21	22	23	24
89075-X31 SEE NOTE 11 LEAD FREE OPTION	D	4	3	4	2	2	4	3	3	3	3	3	3	3	3	3	3	3	3	3	3	3	3	3	3
	C	4	3	4	2	2	2	3	3	3	3	3	3	3	3	3	3	3	3	3	3	3	3	3	3
	B	4	3	4	2	2	2	3	3	3	3	3	3	3	3	3	3	3	3	3	3	3	3	3	3
	A	4	3	4	2	2	2	3	3	3	3	3	3	3	3	3	3	3	3	3	3	3	3	3	3

METRAL P/N	ROW	CONTACT CODE MOD. 1					MOD. 2					MOD. 3					MOD. 4								
		1	2	3	4	5	6	7	8	9	10	11	12	13	14	15	16	17	18	19	20	21	22	23	24
89075-X32 SEE NOTE 11 LEAD FREE OPTION	D	2	2	2	2	2	2	2	2	2	2	2	2	2	2	2	2	2	2	2	1	2	2	2	2
	C	2	2	2	2	2	2	2	2	2	2	2	2	2	2	2	2	2	2	2	1	2	2	2	2
	B	2	2	2	2	2	2	2	2	2	2	2	2	2	2	2	2	2	2	2	1	1	2	2	2
	A	2	2	2	2	2	2	2	2	2	2	2	2	2	2	2	2	2	2	2	1	1	2	2	2

METRAL P/N	ROW	CONTACT CODE MOD. 1					MOD. 2					MOD. 3					MOD. 4								
		1	2	3	4	5	6	7	8	9	10	11	12	13	14	15	16	17	18	19	20	21	22	23	24
89075-X33 SEE NOTE 11 LEAD FREE OPTION	D	2	2	2	2	2	2	2	2	2	2	2	2	2	2	2	2	2	2	2	2	2	2	2	1
	C	2	2	2	2	2	2	2	2	2	2	2	2	2	2	2	2	2	2	2	2	2	2	2	2
	B	2	2	2	2	2	2	2	2	2	2	2	2	2	2	2	2	2	2	2	2	2	2	2	2
	A	2	2	2	2	2	2	2	2	2	2	2	2	2	2	2	2	2	2	2	2	2	2	2	2

METRAL P/N	ROW	CONTACT CODE MOD. 1					MOD. 2					MOD. 3					MOD. 4								
		1	2	3	4	5	6	7	8	9	10	11	12	13	14	15	16	17	18	19	20	21	22	23	24
89075-X34 SEE NOTE 11 LEAD FREE OPTION	D	2	2	2	2	2	2	2	2	2	2	2	2	2	2	2	1	2	2	2	2	2	2	2	1
	C	2	2	2	2	2	2	2	2	2	2	2	2	2	2	2	1	2	2	2	2	2	2	2	2
	B	2	2	2	2	2	2	2	2	2	2	2	2	2	2	2	2	2	2	2	2	2	2	2	2
	A	2	2	2	2	2	2	2	2	2	2	2	2	2	2	2	2	2	2	2	2	2	2	2	2

METRAL P/N	ROW	CONTACT CODE MOD. 1					MOD. 2					MOD. 3					MOD. 4								
		1	2	3	4	5	6	7	8	9	10	11	12	13	14	15	16	17	18	19	20	21	22	23	24
89075-X35 SEE NOTE 11 LEAD FREE OPTION	D	2	2	2	2	2	2	2	2	2	2	2	2	2	2	2	2	2	2	2	2	2	2	2	2
	C	2	2	2	2	2	2	2	2	2	2	2	2	2	2	2	2	2	2	2	2	2	2	2	2
	B	2	2	2	2	2	2	2	2	2	2	2	2	2	2	2	2	2	2	2	2	1	2	2	2
	A	2	2	2	2	2	2	2	2	2	2	2	2	2	2	2	2	2	2	2	2	2	2	2	2

METRAL P/N	ROW	CONTACT CODE MOD. 1					MOD. 2					MOD. 3					MOD. 4								
		1	2	3	4	5	6	7	8	9	10	11	12	13	14	15	16	17	18	19	20	21	22	23	24
89075-X36 SEE NOTE 11 LEAD FREE OPTION	D	6	6	6	6	6	6	6	6	6	6	6	6	6	6	6	6	6	6	6	6	6	6	6	5
	C	6	6	6	6	6	6	6	6	6	6	6	6	6	6	6	6	6	6	6	6	6	6	6	6
	B	6	6	6	6	6	6	6	6	6	6	6	6	6	6	6	6	6	6	6	6	6	6	6	6
	A	6	6	6	6	6	6	6	6	6	6	6	6	6	6	6	6	6	6	6	6	6	6	6	6

METRAL P/N	ROW	CONTACT CODE MOD. 1					MOD. 2					MOD. 3					MOD. 4								
		1	2	3	4	5	6	7	8	9	10	11	12	13	14	15	16	17	18	19	20	21	22	23	24
89075-X37 SEE NOTE 11 LEAD FREE OPTION	D	6	6	6	6	6	6	6	6	6	6	6	-	-	3	-	-	2	-	6	6	6	6	6	7
	C	6	6	6	6	6	6	6	6	6	6	6	-	-	3	-	-	2	-	6	6	6	6	6	6
	B	6	6	6	6	6	6	6	6	6	6	6	-	-	3	-	-	2	-	6	6	6	6	6	6
	A	5	6	6	6	6	6	6	6	6	6	6	-	-	3	-	-	2	-	6	6	6	6	6	6

METRAL P/N	ROW	CONTACT CODE MOD. 1					MOD. 2					MOD. 3					MOD. 4									
		1	2	3	4	5	6	7	8	9	10	11	12	13	14	15	16	17	18	19	20	21	22	23	24	
89075-X38 SEE NOTE 11 LEAD FREE OPTION	D	4	4	4	4	4	4	2	2	4	3	3	4	4	4	4	4	4	4	4	4	4	4	4	3	3
	C	4	4	4	4	4	4	2	2	4	3	3	4	4	4	4	4	4	4	4	4	4	4	4	3	3
	B	4	4	4	4	4	4	2	2	4	3	3	4	4	4	4	4	4	4	4	4	4	4	4	3	3
	A	4	4	4	4	4	4	2	2	4	3	3	4	4	4	4	4	4	4	4	4	4	4	4	3	3

METRAL P/N	ROW	CONTACT CODE MOD. 1					MOD. 2					MOD. 3					MOD. 4								
		1	2	3	4	5	6	7	8	9	10	11	12	13	14	15	16	17	18	19	20	21	22	23	24
89075-X39 SEE NOTE 11 LEAD FREE OPTION	D	8	7	7	7	7	8	2	2	2	3	3	3	3	2	2	3	2	4	2	2	2	2	2	2
	C	8	7	7	7	7	8	2	2	2	3	3	3	3	2	2	3	2	4	2	2	2	2	2	2
	B	8	7	7	7	7	8	2	2	2	3	3	3	3	2	2	3	2	4	2	2	2	2	2	2
	A	8	7	7	7	7	8	2	2	2	3	3	3	3	2	2	3	2	4	2	2	2	2	2	2

METRAL P/N	ROW	CONTACT CODE MOD. 1					MOD. 2					MOD. 3					MOD. 4								
		1	2	3	4	5	6	7	8	9	10	11	12	13	14	15	16	17	18	19	20	21	22	23	24
89075-X40 SEE NOTE 11 LEAD FREE OPTION	D	7	7	6	6	6	6	2	2	2	2	2	2	4	3	4	2	2	3	3	3	3	3	3	3
	C	7	7	6	6	6	6	2	2	2	2	2	2	4	3	4	2	2	3	3	3	3	3	3	3
	B	7	7	6	6	6	6	2	2	2	2	2	2	4	3	4	2	2	3	3	3	3	3	3	3
	A	7	7	6	6	6	6	2	2	2	2	2	2	4	3	4	2	2	3	3	3	3	3	3	3

spec ref	*	dr	Terran Huang	2010/07/08	projection	mm	size	A4	scale	2:1					
tolerance std	ASME Y14.5	eng	Andy Lu	2012/03/08											
TOLERANCES UNLESS OTHERWISE SPECIFIED		chr	Thian-Zhao Lin	2012/03/12											
		appr	Pei-Ming Zheng	2012/03/12	product family		METRAL	rel level		Released					
surface	3.2 200 linear	FCI		title			METRAL SIGNAL HEADER			dwg no		89075		rev	
	0.X														±0.3
	0.XX														±0.13
	0.XXX	±0.051	www.fci.com		cat. no.			-		Product - Customer Drw		sheet 6 of 15			
ASME Y14.5	angular	0°												±2°	

METRAL P/N	ROW	CONTACT CODE MOD. 1					MOD. 2					MOD. 3					MOD. 4									
		1	2	3	4	5	6	7	8	9	10	11	12	13	14	15	16	17	18	19	20	21	22	23	24	
89075-X41	D	2	2	3	2	2	2	2	2	3	3	3	3	3	3	3	3	3	3	3	3	3	4	4	3	3
SEE NOTE 11 LEAD FREE OPTION	C	2	2	3	2	2	2	2	2	3	3	3	3	3	3	3	3	3	3	3	3	3	4	4	3	3
	B	2	2	3	2	2	2	2	2	3	3	3	3	3	3	3	3	3	3	3	3	3	4	4	3	3
	A	2	2	3	2	2	2	2	2	3	3	3	3	3	3	3	3	3	3	3	3	3	4	4	3	3

METRAL P/N	ROW	CONTACT CODE MOD. 1					MOD. 2					MOD. 3					MOD. 4									
		1	2	3	4	5	6	7	8	9	10	11	12	13	14	15	16	17	18	19	20	21	22	23	24	
89075-X46	D	2	2	2	2	2	2	2	2	3	2	2	2	2	2	2	2	2	2	2	2	2	2	2	2	2
SEE NOTE 11 LEAD FREE OPTION	C	2	2	2	2	2	2	2	2	2	3	2	2	2	2	2	2	2	2	2	2	2	2	2	2	2
	B	2	2	2	2	2	2	2	2	2	3	2	2	2	2	2	2	2	2	2	2	2	2	3	2	2
	A	2	2	2	2	2	2	2	2	2	3	2	2	2	2	2	2	2	2	2	2	2	2	2	2	2

METRAL P/N	ROW	CONTACT CODE MOD. 1					MOD. 2					MOD. 3					MOD. 4								
		1	2	3	4	5	6	7	8	9	10	11	12	13	14	15	16	17	18	19	20	21	22	23	24
89075-X42	D	7	7	7	7	7	7	7	7	7	7	7	7	7	7	7	6	8	3	2	3	2	4	4	4
SEE NOTE 11 LEAD FREE OPTION	C	7	7	7	7	7	7	7	7	7	7	7	7	7	7	7	6	8	3	2	3	2	4	4	4
	B	7	7	7	7	7	7	7	7	7	7	7	7	7	7	7	6	8	3	2	3	2	4	4	4
	A	7	7	7	7	7	7	7	7	7	7	7	7	7	7	7	6	8	3	2	3	2	4	4	4

METRAL P/N	ROW	CONTACT CODE MOD. 1					MOD. 2					MOD. 3					MOD. 4									
		1	2	3	4	5	6	7	8	9	10	11	12	13	14	15	16	17	18	19	20	21	22	23	24	
89075-X47	D	6	6	6	6	6	6	6	6	6	6	6	6	6	6	6	6	6	6	6	6	6	6	6	6	6
SEE NOTE 11 LEAD FREE OPTION	C	6	14	6	14	6	6	6	6	6	6	6	6	6	6	6	6	6	6	6	6	6	6	6	6	6
	B	6	6	6	6	6	6	6	6	6	6	6	6	6	6	6	6	6	6	6	6	6	6	6	6	6
	A	6	6	6	6	6	6	6	6	6	6	6	6	6	6	6	6	6	6	6	6	6	6	6	6	6

METRAL P/N	ROW	CONTACT CODE MOD. 1					MOD. 2					MOD. 3					MOD. 4								
		1	2	3	4	5	6	7	8	9	10	11	12	13	14	15	16	17	18	19	20	21	22	23	24
89075-X43	D	3	3	3	3	3	4	2	2	3	3	3	3	3	3	2	2	2	2	4	3	3	4	4	4
SEE NOTE 11 LEAD FREE OPTION	C	3	3	3	3	3	4	2	2	3	3	3	3	3	3	2	2	2	2	4	3	3	4	4	4
	B	3	3	3	3	3	4	2	2	3	3	3	3	3	3	2	2	2	2	4	3	3	4	4	4
	A	3	3	3	3	3	4	2	2	3	3	3	3	3	3	2	2	2	2	4	3	3	4	4	4

METRAL P/N	ROW	CONTACT CODE MOD. 1					MOD. 2					MOD. 3					MOD. 4									
		1	2	3	4	5	6	7	8	9	10	11	12	13	14	15	16	17	18	19	20	21	22	23	24	
89075-X48	D	2	2	2	2	2	2	2	2	2	2	2	2	2	2	2	2	2	2	2	2	2	2	2	2	2
SEE NOTE 11 LEAD FREE OPTION	C	2	13	2	13	2	2	2	2	2	2	2	2	2	2	2	2	2	2	2	2	2	2	2	2	2
	B	2	2	2	2	2	2	2	2	2	2	2	2	2	2	2	2	2	2	2	2	2	2	2	2	2
	A	2	2	2	2	2	2	2	2	2	2	2	2	2	2	2	2	2	2	2	2	2	2	2	2	2

METRAL P/N	ROW	CONTACT CODE MOD. 1					MOD. 2					MOD. 3					MOD. 4									
		1	2	3	4	5	6	7	8	9	10	11	12	13	14	15	16	17	18	19	20	21	22	23	24	
89075-X44	D	2	2	2	2	2	2	2	2	2	2	2	2	2	2	2	2	2	2	2	2	2	2	2	2	2
SEE NOTE 11 LEAD FREE OPTION	C	2	2	2	2	2	2	2	2	2	2	2	2	2	2	2	2	2	2	2	2	2	2	2	2	2
	B	2	2	2	2	2	2	2	2	2	2	2	2	2	2	2	2	2	2	2	2	3	2	2	2	2
	A	2	2	2	2	2	2	2	2	2	2	2	2	2	2	2	2	2	2	2	2	2	2	2	2	2

METRAL P/N	ROW	CONTACT CODE MOD. 1					MOD. 2					MOD. 3					MOD. 4									
		1	2	3	4	5	6	7	8	9	10	11	12	13	14	15	16	17	18	19	20	21	22	23	24	
89075-X49	D	2	2	2	2	2	2	2	2	2	2	2	2	2	2	2	2	2	2	2	2	2	2	2	2	2
SEE NOTE 11 LEAD FREE OPTION	C	2	2	2	2	2	2	2	2	2	2	2	2	2	2	2	2	2	2	2	2	2	2	2	2	2
	B	2	2	2	2	2	2	2	2	2	2	2	2	2	2	2	2	2	2	2	2	2	2	2	2	2
	A	1	4	4	4	4	4	4	4	4	4	4	4	4	4	4	4	4	4	4	4	4	4	4	4	4

METRAL P/N	ROW	CONTACT CODE MOD. 1					MOD. 2					MOD. 3					MOD. 4									
		1	2	3	4	5	6	7	8	9	10	11	12	13	14	15	16	17	18	19	20	21	22	23	24	
89075-X45	D	7	7	7	7	7	7	7	7	7	7	7	7	7	7	7	7	7	7	7	7	7	7	7	7	8
SEE NOTE 11 LEAD FREE OPTION	C	7	7	7	7	7	7	7	7	7	7	7	7	7	7	7	7	7	7	7	7	7	7	7	7	8
	B	7	7	7	7	7	7	7	7	7	7	7	7	7	7	7	7	7	7	7	7	7	7	7	7	8
	A	7	7	7	7	7	7	7	7	7	7	7	7	7	7	7	7	7	7	7	7	7	7	7	7	8

METRAL P/N	ROW	CONTACT CODE MOD. 1					MOD. 2					MOD. 3					MOD. 4								
		1	2	3	4	5	6	7	8	9	10	11	12	13	14	15	16	17	18	19	20	21	22	23	24
89075-X50	D	UNASSIGNED																							
SEE NOTE 11 LEAD FREE OPTION	C	UNASSIGNED																							
	B	UNASSIGNED																							
	A	UNASSIGNED																							



Copyright FCI.

spec ref *		dr	Terran Huang	2010/07/08	projection 	mm 	size	A4	scale	2:1		
tolerance std		eng	Andy Lu	2012/03/08			ecn no	ELX-DG-010531-1				
ASME Y14.5 TOLERANCES UNLESS OTHERWISE SPECIFIED		chr	Thian-Zhao Lin	2012/03/12				rel level Released				
surface $\sqrt{3.2}$ 200 inear		appr	Pei-Ming Zheng	2012/03/12	product family			METRAL			rev	CE
ASME Y14.5 angular $0^{\circ}$		www.fci.com		cat. no.	Product - Customer Drw			sheet 7 of 15		89075		



Copyright FCI.

METRAL P/N	ROW	CONTACT CODE MOD. 1					MOD. 2					MOD. 3					MOD. 4								
		1	2	3	4	5	6	7	8	9	10	11	12	13	14	15	16	17	18	19	20	21	22	23	24
89075-X51 SEE NOTE 11 LEAD FREE OPTION	D	3	3	3	3	1	1	1	1	1	1	1	1	1	1	1	1	1	1	1	1	1	1	1	1
	C	3	3	3	3	1	1	1	1	1	1	1	1	1	1	1	1	1	1	1	1	1	1	1	1
	B	3	3	3	3	1	1	1	1	1	1	1	1	1	1	1	1	1	1	1	1	1	1	1	1
	A	3	3	3	3	1	1	1	1	1	1	1	1	1	1	1	1	1	1	1	1	1	1	1	1

METRAL P/N	ROW	CONTACT CODE MOD. 1					MOD. 2					MOD. 3					MOD. 4								
		1	2	3	4	5	6	7	8	9	10	11	12	13	14	15	16	17	18	19	20	21	22	23	24
89075-X56 SEE NOTE 11 LEAD FREE OPTION	D	1	1	1	1	1	1	1	1	1	1	1	1	1	1	1	1	1	1	1	1	1	1	1	1
	C	1	1	1	1	1	1	1	1	1	1	1	1	1	1	1	1	1	1	1	1	1	1	1	1
	B	1	1	1	1	1	1	1	1	1	1	1	1	1	1	1	1	1	1	1	1	1	1	1	1
	A	1	1	1	1	1	1	1	1	1	1	1	1	1	1	1	1	1	1	1	1	1	1	1	1

METRAL P/N	ROW	CONTACT CODE MOD. 1					MOD. 2					MOD. 3					MOD. 4								
		1	2	3	4	5	6	7	8	9	10	11	12	13	14	15	16	17	18	19	20	21	22	23	24
89075-X52 SEE NOTE 11 LEAD FREE OPTION	D	2	2	2	2	2	2	2	2	2	2	2	2	2	2	2	2	2	2	2	2	2	2	2	2
	C	2	2	2	2	2	2	2	2	2	2	2	2	2	2	2	2	2	2	2	2	2	2	2	2
	B	2	2	2	2	2	2	2	2	2	2	2	2	2	2	2	2	2	2	2	2	2	2	2	2
	A	2	2	2	2	2	2	2	2	2	2	2	2	2	2	2	2	2	2	2	2	2	2	2	2

METRAL P/N	ROW	CONTACT CODE MOD. 1					MOD. 2					MOD. 3					MOD. 4								
		1	2	3	4	5	6	7	8	9	10	11	12	13	14	15	16	17	18	19	20	21	22	23	24
89075-X57 SEE NOTE 11 LEAD FREE OPTION	D	2	2	2	2	2	2	3	3	3	3	2	2	2	2	2	2	2	2	2	2	2	2	2	2
	C	2	2	2	2	2	2	3	3	3	3	2	2	2	2	2	2	2	2	2	2	2	2	2	2
	B	2	2	2	2	2	2	3	3	3	3	2	2	2	2	2	2	2	2	2	2	2	2	2	2
	A	2	2	2	2	2	2	3	3	3	3	2	2	2	2	2	2	2	2	2	2	2	2	2	2

METRAL P/N	ROW	CONTACT CODE MOD. 1					MOD. 2					MOD. 3					MOD. 4								
		1	2	3	4	5	6	7	8	9	10	11	12	13	14	15	16	17	18	19	20	21	22	23	24
89075-X53 SEE NOTE 11 LEAD FREE OPTION	D	1	1	1	1	1	1	1	1	1	1	1	1	1	1	1	1	1	1	1	3	3	3	3	3
	C	1	1	1	1	1	1	1	1	1	1	1	1	1	1	1	1	1	1	1	3	3	3	3	3
	B	1	1	1	1	1	1	1	1	1	1	1	1	1	1	1	1	1	1	1	3	3	3	3	3
	A	1	1	1	1	1	1	1	1	1	1	1	1	1	1	1	1	1	1	1	3	3	3	3	3

METRAL P/N	ROW	CONTACT CODE MOD. 1					MOD. 2					MOD. 3					MOD. 4								
		1	2	3	4	5	6	7	8	9	10	11	12	13	14	15	16	17	18	19	20	21	22	23	24
89075-X58 SEE NOTE 11 LEAD FREE OPTION	D	1	9	1	1	1	3	1	1	1	1	3	1	1	1	3	1	1	3	1	3	1	1	1	1
	C	1	9	1	1	1	3	1	1	1	1	3	1	1	1	3	1	1	3	1	3	1	1	1	1
	B	1	9	1	1	1	3	1	1	1	1	3	1	1	1	3	1	1	3	1	3	1	1	1	1
	A	1	9	1	1	1	3	1	1	1	1	3	1	1	1	3	1	1	3	1	3	1	1	1	1

METRAL P/N	ROW	CONTACT CODE MOD. 1					MOD. 2					MOD. 3					MOD. 4								
		1	2	3	4	5	6	7	8	9	10	11	12	13	14	15	16	17	18	19	20	21	22	23	24
89075-X54 SEE NOTE 11 LEAD FREE OPTION	D	1	1	1	1	1	1	1	1	1	1	1	1	1	1	1	1	1	1	1	3	3	3	3	3
	C	1	1	1	1	1	1	1	1	1	1	1	1	1	1	1	1	1	1	1	3	3	3	3	3
	B	1	1	1	1	1	1	1	1	1	1	1	1	1	1	1	1	1	1	1	3	3	3	3	3
	A	1	1	1	1	1	1	1	1	1	1	1	1	1	1	1	1	1	1	1	3	3	3	3	3

METRAL P/N	ROW	CONTACT CODE MOD. 1					MOD. 2					MOD. 3					MOD. 4								
		1	2	3	4	5	6	7	8	9	10	11	12	13	14	15	16	17	18	19	20	21	22	23	24
89075-X59 SEE NOTE 11 LEAD FREE OPTION	D	3	3	3	3	3	3	3	3	3	3	3	2	2	2	2	2	2	2	2	2	2	2	3	1
	C	3	3	3	3	3	3	3	3	3	3	3	2	2	2	2	2	2	2	2	2	2	2	3	2
	B	3	3	3	3	3	3	3	3	3	3	3	2	2	2	2	2	2	2	2	2	2	2	3	3
	A	3	3	3	3	3	3	3	3	3	3	3	2	2	2	2	2	2	2	2	2	2	2	3	2

METRAL P/N	ROW	CONTACT CODE MOD. 1					MOD. 2					MOD. 3					MOD. 4								
		1	2	3	4	5	6	7	8	9	10	11	12	13	14	15	16	17	18	19	20	21	22	23	24
89075-X55 SEE NOTE 11 LEAD FREE OPTION	D	1	1	1	1	1	1	1	1	1	1	1	1	1	1	1	3	3	3	3	3	3	1	1	1
	C	1	1	1	1	1	1	1	1	1	1	1	1	1	1	1	1	1	1	1	1	1	1	1	1
	B	1	1	1	1	1	1	1	1	1	1	1	1	1	1	1	1	1	1	1	1	1	1	1	1
	A	1	1	1	1	1	1	1	1	1	1	1	1	1	1	1	1	1	1	1	1	1	1	1	1

METRAL P/N	ROW	CONTACT CODE MOD. 1					MOD. 2					MOD. 3					MOD. 4								
		1	2	3	4	5	6	7	8	9	10	11	12	13	14	15	16	17	18	19	20	21	22	23	24
89075-X60 SEE NOTE 11 LEAD FREE OPTION	D	2	2	2	3	3	3	3	2	2	3	2	4	2	2	2	2	2	2	2	2	3	2	2	2
	C	2	2	2	3	3	3	3	2	2	3	2	4	2	2	2	2	2	2	2	2	3	2	2	2
	B	2	2	2	3	3	3	3	2	2	3	2	4	2	2	2	2	2	2	2	2	3	2	2	2
	A	2	2	2	3	3	3	3	2	2	3	2	4	2	2	2	2	2	2	2	2	3	2	2	2

spec ref *		dr Terran Huang		2010/07/08		projection		mm		size A4		scale 2:1	
tolerance std ASME Y14.5		TOLERANCES UNLESS OTHERWISE SPECIFIED		eng Andy Lu		2012/03/08				ecn no ELX-DG-010531-1		rel level Released	
surface 3.2 200 inear		0.X ±0.3		chr Thian-Zhao Lin		2012/03/12		product family METRAL		dwg no 89075		rev CE	
ASME Y14.5		0.XX ±0.13		appr Pei-Ming Zheng		2012/03/12		title METRAL SIGNAL HEADER		sheet 8 of 15		cat. no. - Product - Customer Drw	
angular 0°		0.XXX ±0.051		www.fci.com				4 MOD, 4 ROW PRESS-FIT					



METRAL P/N	ROW	CONTACT CODE MOD. 1					MOD. 2					MOD. 3					MOD. 4								
		1	2	3	4	5	6	7	8	9	10	11	12	13	14	15	16	17	18	19	20	21	22	23	24
89075-X61 SEE NOTE 11 LEAD FREE OPTION	D	2	1	3	2	2	2	2	2	3	3	3	3	3	3	3	3	3	3	3	3	3	4	3	3
	C	2	2	3	2	2	2	2	2	3	3	3	3	3	3	3	3	3	3	3	3	3	4	3	3
	B	2	2	3	2	2	2	2	2	3	3	3	3	3	3	3	3	3	3	3	3	3	4	3	3
	A	2	2	3	2	2	2	2	2	3	3	3	3	3	3	3	3	3	3	3	3	3	4	3	3

METRAL P/N	ROW	CONTACT CODE MOD. 1					MOD. 2					MOD. 3					MOD. 4								
		1	2	3	4	5	6	7	8	9	10	11	12	13	14	15	16	17	18	19	20	21	22	23	24
89075-X66 SEE NOTE 11 LEAD FREE OPTION	D	2	2	2	2	2	3	1	1	1	1	1	1	1	1	1	1	1	1	1	1	1	1	2	3
	C	2	2	2	2	2	3	1	1	1	1	1	1	1	1	1	1	1	1	1	1	1	1	2	3
	B	2	2	2	2	2	3	1	1	1	1	1	1	1	1	1	1	1	1	1	1	1	1	2	3
	A	2	2	2	2	2	3	1	1	1	1	1	1	1	1	1	1	1	1	1	1	1	1	2	3

METRAL P/N	ROW	CONTACT CODE MOD. 1					MOD. 2					MOD. 3					MOD. 4								
		1	2	3	4	5	6	7	8	9	10	11	12	13	14	15	16	17	18	19	20	21	22	23	24
89075-X62 SEE NOTE 11 LEAD FREE OPTION	D	2	2	2	2	2	4	3	4	2	2	3	3	3	3	3	3	3	3	2	2	2	2	2	2
	C	2	2	2	2	2	4	3	4	2	2	3	3	3	3	3	3	3	3	2	2	1	2	2	2
	B	2	2	2	2	2	4	3	4	2	2	3	3	3	3	3	3	3	3	2	2	2	2	2	2
	A	2	2	2	2	2	4	3	4	2	2	3	3	3	3	3	3	3	3	2	2	2	2	2	2

METRAL P/N	ROW	CONTACT CODE MOD. 1					MOD. 2					MOD. 3					MOD. 4								
		1	2	3	4	5	6	7	8	9	10	11	12	13	14	15	16	17	18	19	20	21	22	23	24
89075-X67 SEE NOTE 11 LEAD FREE OPTION	D	2	2	2	2	2	2	1	2	1	2	3	2	3	2	1	3	2	2	3	3	2	3	3	3
	C	2	2	2	2	2	2	1	2	1	2	3	3	3	2	1	3	2	2	3	3	2	3	3	3
	B	2	2	2	2	2	2	1	2	1	2	3	3	3	2	1	3	2	2	3	3	2	3	3	3
	A	2	2	2	2	2	2	1	2	1	2	2	2	3	2	1	3	2	2	3	3	2	3	3	3

METRAL P/N	ROW	CONTACT CODE MOD. 1					MOD. 2					MOD. 3					MOD. 4								
		1	2	3	4	5	6	7	8	9	10	11	12	13	14	15	16	17	18	19	20	21	22	23	24
89075-X63 SEE NOTE 11 LEAD FREE OPTION	D	3	3	3	3	3	4	2	2	3	3	3	3	3	3	2	3	2	2	4	3	3	4	4	4
	C	3	3	3	3	3	4	2	2	3	3	3	3	3	3	2	3	2	2	4	3	3	4	4	4
	B	3	3	3	3	3	4	2	2	3	3	3	3	3	3	2	3	2	2	4	3	3	4	4	4
	A	3	3	3	3	3	4	2	2	3	3	3	3	3	3	2	3	2	2	4	3	3	4	4	4

METRAL P/N	ROW	CONTACT CODE MOD. 1					MOD. 2					MOD. 3					MOD. 4								
		1	2	3	4	5	6	7	8	9	10	11	12	13	14	15	16	17	18	19	20	21	22	23	24
89075-X68 SEE NOTE 11 LEAD FREE OPTION	D	1	1	1	1	1	1	1	1	1	1	1	1	1	1	1	1	1	1	1	2	4	1	1	3
	C	1	1	1	1	1	1	1	1	1	1	1	1	1	1	1	1	1	1	1	2	4	1	1	3
	B	1	1	1	1	1	1	1	1	1	1	1	1	1	1	1	1	1	1	1	1	1	1	1	1
	A	1	1	1	1	1	1	1	1	1	1	1	1	1	1	1	1	1	1	1	1	1	1	1	1

METRAL P/N	ROW	CONTACT CODE MOD. 1					MOD. 2					MOD. 3					MOD. 4								
		1	2	3	4	5	6	7	8	9	10	11	12	13	14	15	16	17	18	19	20	21	22	23	24
89075-X64 SEE NOTE 11 LEAD FREE OPTION	D	3	3	2	2	2	2	2	2	2	2	2	4	3	4	2	2	3	3	3	3	3	3	3	3
	C	3	3	2	2	2	2	2	2	2	2	2	4	3	4	2	2	3	3	3	3	3	3	3	3
	B	3	3	2	2	2	2	2	2	2	2	2	4	3	4	2	2	3	3	3	3	3	3	3	3
	A	3	3	2	2	2	2	2	2	2	2	2	4	3	4	2	2	3	3	3	3	3	3	3	3

METRAL P/N	ROW	CONTACT CODE MOD. 1					MOD. 2					MOD. 3					MOD. 4								
		1	2	3	4	5	6	7	8	9	10	11	12	13	14	15	16	17	18	19	20	21	22	23	24
89075-X69 SEE NOTE 11 LEAD FREE OPTION	D	3	3	3	3	3	3	3	3	3	3	3	3	3	3	3	3	3	3	3	2	4	3	3	3
	C	3	3	3	3	3	3	3	3	3	3	3	3	3	3	3	3	3	3	3	3	2	4	3	3
	B	3	3	3	3	3	3	3	3	3	3	3	3	3	3	3	3	3	3	3	3	3	3	3	3
	A	3	3	3	3	3	3	3	3	3	3	3	3	3	3	3	3	3	3	3	3	3	3	3	3

METRAL P/N	ROW	CONTACT CODE MOD. 1					MOD. 2					MOD. 3					MOD. 4								
		1	2	3	4	5	6	7	8	9	10	11	12	13	14	15	16	17	18	19	20	21	22	23	24
89075-X65 SEE NOTE 11 LEAD FREE OPTION	D	7	7	7	7	7	7	7	7	7	7	7	7	7	7	7	7	7	7	7	8	8	7	7	7
	C	7	7	7	7	7	7	7	7	7	7	7	7	7	7	7	7	7	7	7	7	8	8	7	7
	B	7	7	7	7	7	7	7	7	7	7	7	7	7	7	7	7	7	7	7	7	8	8	7	7
	A	7	7	7	7	7	7	7	7	7	7	7	7	7	7	7	7	7	7	7	7	8	8	7	7

METRAL P/N	ROW	CONTACT CODE MOD. 1					MOD. 2					MOD. 3					MOD. 4								
		1	2	3	4	5	6	7	8	9	10	11	12	13	14	15	16	17	18	19	20	21	22	23	24
89075-X70 SEE NOTE 11 LEAD FREE OPTION	D	2	2	2	2	2	2	2	2	2	2	2	2	2	2	2	2	2	2	2	2	2	2	2	4
	C	2	2	2	2	2	2	2	2	2	2	2	2	2	2	2	2	2	2	2	2	2	2	2	4
	B	2	2	2	2	2	2	2	2	2	2	2	2	2	2	2	2	2	2	2	2	2	2	2	4
	A	2	2	2	2	2	2	2	2	2	2	2	2	2	2	2	2	2	2	2	2	2	2	2	4

spec ref	*	dr	Terran Huang	2010/07/08	projection	mm	size	A4	scale	2:1			
tolerance std	ASME Y14.5	eng	Andy Lu	2012/03/08			ecn no	ELX-DG-010531-1					
TOLERANCES UNLESS OTHERWISE SPECIFIED		chr	Thian-Zhao Lin	2012/03/12				rel level	Released				
surface	3.200 inear	appr	Pei-Ming Zheng	2012/03/12	product family	METRAL		rel level	Released				
ASME Y14.5	angular	0°	±2°		title	METRAL SIGNAL HEADER			dwg no	89075		rev	CE
				www.fci.com	cat. no.	-		Product - Customer Drw	sheet 9 of 15				



Copyright FCI.





Copyright FCI.

METRAL P/N	ROW	CONTACT CODE MOD. 1					MOD. 2					MOD. 3					MOD. 4								
		1	2	3	4	5	6	7	8	9	10	11	12	13	14	15	16	17	18	19	20	21	22	23	24
89075-X81	D	3	1	2	2	2	2	2	2	2	2	2	2	2	2	2	2	2	2	2	2	2	2	1	3
SEE NOTE 11 LEAD FREE OPTION	C	3	2	2	2	2	2	2	2	2	2	2	2	2	2	2	2	2	2	2	2	2	2	2	3
	B	3	2	2	2	2	2	2	2	2	2	2	2	2	2	2	2	2	2	2	2	2	2	2	3
	A	3	1	2	2	2	2	2	2	2	2	2	2	2	2	2	2	2	2	2	2	2	2	1	3

METRAL P/N	ROW	CONTACT CODE MOD. 1					MOD. 2					MOD. 3					MOD. 4								
		1	2	3	4	5	6	7	8	9	10	11	12	13	14	15	16	17	18	19	20	21	22	23	24
89075-X82	D	2	2	2	2	2	2	3	1	1	1	1	1	2	2	2	2	2	2	2	2	2	2	2	3
SEE NOTE 11 LEAD FREE OPTION	C	2	2	2	2	2	2	3	1	1	1	1	1	2	2	2	2	2	2	2	2	2	2	2	3
	B	2	2	2	2	2	2	3	1	1	1	1	1	2	2	2	2	2	2	2	2	2	2	2	3
	A	2	2	2	2	2	2	3	1	1	1	1	1	2	2	2	2	2	2	2	2	2	2	2	3

METRAL P/N	ROW	CONTACT CODE MOD. 1					MOD. 2					MOD. 3					MOD. 4								
		1	2	3	4	5	6	7	8	9	10	11	12	13	14	15	16	17	18	19	20	21	22	23	24
89075-X83	D	4	2	4	3	3	3	3	3	3	3	3	4	4	3	3	4	4	4	4	4	4	4	4	4
SEE NOTE 11 LEAD FREE OPTION	C	2	4	3	3	3	3	3	3	3	3	3	3	4	4	3	3	4	4	4	4	4	4	4	4
	B	3	3	3	3	3	3	3	3	3	3	3	2	4	3	3	4	4	4	4	4	4	3	4	3
	A	3	3	3	3	3	3	3	3	3	3	3	3	4	4	3	3	4	4	4	4	4	4	4	4

METRAL P/N	ROW	CONTACT CODE MOD. 1					MOD. 2					MOD. 3					MOD. 4								
		1	2	3	4	5	6	7	8	9	10	11	12	13	14	15	16	17	18	19	20	21	22	23	24
89075-X84	D	12	10	12	11	11	11	11	11	11	11	11	12	12	11	11	12	12	12	12	12	12	12	12	12
SEE NOTE 11 LEAD FREE OPTION	C	10	12	11	11	11	11	11	11	11	11	11	11	12	12	11	11	12	12	12	12	12	12	12	12
	B	11	11	11	11	11	11	11	11	11	11	11	10	12	11	11	12	12	12	12	12	12	12	12	12
	A	11	11	11	11	11	11	11	11	11	11	11	11	12	12	11	11	12	12	12	12	12	12	12	12

METRAL P/N	ROW	CONTACT CODE MOD. 1					MOD. 2					MOD. 3					MOD. 4								
		1	2	3	4	5	6	7	8	9	10	11	12	13	14	15	16	17	18	19	20	21	22	23	24
89075-X85	D	2	1	1	1	1	1	1	1	2	2	2	2	2	2	2	2	2	2	2	2	2	2	2	2
SEE NOTE 11 LEAD FREE OPTION	C	2	2	2	2	2	2	2	2	2	2	2	2	2	2	2	2	2	2	2	2	2	2	2	2
	B	2	2	2	2	2	2	2	2	2	2	2	2	2	2	2	2	2	2	2	2	2	2	2	2
	A	2	2	2	2	2	2	2	2	2	2	2	2	2	2	2	2	2	2	2	2	2	2	2	2

METRAL P/N	ROW	CONTACT CODE MOD. 1					MOD. 2					MOD. 3					MOD. 4								
		1	2	3	4	5	6	7	8	9	10	11	12	13	14	15	16	17	18	19	20	21	22	23	24
89075-X86	D	2	2	2	2	2	2	2	2	2	2	2	2	2	2	2	2	2	2	2	2	2	2	2	1
SEE NOTE 11 LEAD FREE OPTION	C	2	2	2	2	1	2	2	2	2	2	2	2	2	2	2	2	2	2	2	2	2	2	2	2
	B	2	2	2	2	1	2	2	2	2	2	2	2	2	2	2	2	2	2	2	2	2	2	2	4
	A	2	2	2	2	2	2	2	2	2	2	2	2	2	2	2	2	2	2	2	2	2	2	2	4

METRAL P/N	ROW	CONTACT CODE MOD. 1					MOD. 2					MOD. 3					MOD. 4								
		1	2	3	4	5	6	7	8	9	10	11	12	13	14	15	16	17	18	19	20	21	22	23	24
89075-X87	D	6	6	6	6	6	6	6	6	6	6	-	-	4	-	-	2	-	6	6	6	6	6	6	7
SEE NOTE 11 LEAD FREE OPTION	C	6	6	6	6	6	6	6	6	6	6	-	-	4	-	-	2	-	6	6	6	6	6	6	6
	B	6	6	6	6	6	6	6	6	6	6	-	-	4	-	-	2	-	8	8	8	8	8	8	6
	A	5	6	6	6	6	6	6	6	6	6	-	-	4	-	-	2	-	6	6	6	6	6	6	6

METRAL P/N	ROW	CONTACT CODE MOD. 1					MOD. 2					MOD. 3					MOD. 4								
		1	2	3	4	5	6	7	8	9	10	11	12	13	14	15	16	17	18	19	20	21	22	23	24
89075-X88	D	2	2	2	2	2	2	2	2	2	2	2	2	2	2	2	2	2	2	2	2	2	2	2	2
SEE NOTE 11 LEAD FREE OPTION	C	2	2	2	2	2	2	2	2	4	4	4	2	2	2	2	2	2	2	2	2	2	2	2	2
	B	2	2	2	2	2	2	2	2	2	2	2	2	2	2	2	2	2	2	2	2	2	2	2	2
	A	2	2	2	2	2	2	2	2	2	2	2	2	2	2	2	2	2	2	2	2	2	2	2	2

METRAL P/N	ROW	CONTACT CODE MOD. 1					MOD. 2					MOD. 3					MOD. 4								
		1	2	3	4	5	6	7	8	9	10	11	12	13	14	15	16	17	18	19	20	21	22	23	24
89075-X89	D	2	2	2	2	2	2	2	2	2	2	2	2	2	2	2	2	2	2	2	2	2	2	2	2
SEE NOTE 11 LEAD FREE OPTION	C	2	2	2	2	1	2	2	2	2	2	2	2	2	2	2	2	2	2	2	2	2	2	2	4
	B	2	2	2	2	1	2	2	2	2	2	2	2	2	2	2	2	2	2	2	2	2	2	2	4
	A	2	2	2	2	2	2	2	2	2	2	2	2	2	2	2	2	2	2	2	2	2	2	2	2

METRAL P/N	ROW	CONTACT CODE MOD. 1					MOD. 2					MOD. 3					MOD. 4								
		1	2	3	4	5	6	7	8	9	10	11	12	13	14	15	16	17	18	19	20	21	22	23	24
89075-X90	D	6	6	6	6	6	6	6	6	6	6	6	6	6	6	6	6	6	6	6	6	6	6	6	6
SEE NOTE 11 LEAD FREE OPTION	C	6	6	6	6	6	6	6	6	8	8	8	6	6	6	6	6	6	6	6	6	6	6	6	6
	B	6	6	6	6	6	6	6	6	6	6	6	6	6	6	6	6	6	6	6	6	6	6	6	6
	A	6	6	6	6	6	6	6	6	6	6	6	6	6	6	6	6	6	6	6	6	6	6	6	6

spec ref	*	dr	Terran Huang	2010/07/08	projection 	mm 	size	A4	scale	2:1	
tolerance std	TOLERANCES UNLESS OTHERWISE SPECIFIED	eng	Andy Lu	2012/03/08			ecn no	ELX-DG-010531-1			
ASME Y14.5		chr	Thian-Zhao Lin	2012/03/12				rel level	Released		
surface	3.2	appr	Pei-Ming Zheng	2012/03/12	product family	METRAL				rev	CE
ASME Y14.5	angular				title	METRAL SIGNAL HEADER				dwg no	89075
						4 MOD, 4 ROW PRESS-FIT				sheet	11 of 15
		www.fci.com			cat. no.	-				Product - Customer Drw	



Copyright FCI.

METRAL P/N	ROW	CONTACT CODE MOD. 1					MOD. 2					MOD. 3					MOD. 4								
		1	2	3	4	5	6	7	8	9	10	11	12	13	14	15	16	17	18	19	20	21	22	23	24
89075-X91 SEE NOTE 11 LEAD FREE OPTION	D	2	3	1	3	1	1	1	1	1	1	1	1	1	1	1	1	1	1	1	1	1	1	3	1
	C	2	3	1	3	1	1	1	1	1	1	1	1	1	1	1	1	1	1	1	1	1	1	3	1
	B	2	3	1	3	1	1	1	1	1	1	1	1	1	1	1	1	1	1	1	1	1	1	3	1
	A	2	3	1	3	1	1	1	1	1	1	1	1	1	1	1	1	1	1	1	1	1	1	3	1

METRAL P/N	ROW	CONTACT CODE MOD. 1					MOD. 2					MOD. 3					MOD. 4								
		1	2	3	4	5	6	7	8	9	10	11	12	13	14	15	16	17	18	19	20	21	22	23	24
89075-X92 SEE NOTE 11 LEAD FREE OPTION	D	2	2	2	2	4	2	2	4	2	2	4	2	2	4	2	2	4	2	2	4	2	2	4	2
	C	2	4	2	2	4	2	2	4	2	2	4	2	2	4	2	2	4	2	2	4	2	2	4	2
	B	2	4	2	2	4	2	2	4	2	2	4	2	2	4	2	2	4	2	2	4	2	2	4	2
	A	2	4	2	2	4	2	2	4	2	2	4	2	2	4	2	2	4	2	2	4	2	2	4	2

METRAL P/N	ROW	CONTACT CODE MOD. 1					MOD. 2					MOD. 3					MOD. 4								
		1	2	3	4	5	6	7	8	9	10	11	12	13	14	15	16	17	18	19	20	21	22	23	24
89075-X93 SEE NOTE 11 LEAD FREE OPTION	D	4	4	4	2	2	4	4	4	4	2	2	4	2	2	4	2	2	4	2	2	4	2	2	4
	C	2	2	4	4	4	4	2	2	4	2	2	4	2	2	4	2	2	4	2	2	4	2	2	4
	B	4	4	4	2	2	4	4	4	4	2	2	4	2	2	4	2	2	4	2	2	4	2	2	4
	A	2	2	2	4	4	4	2	2	4	2	2	4	2	2	4	2	2	4	2	2	4	2	2	4

METRAL P/N	ROW	CONTACT CODE MOD. 1					MOD. 2					MOD. 3					MOD. 4								
		1	2	3	4	5	6	7	8	9	10	11	12	13	14	15	16	17	18	19	20	21	22	23	24
89075-X94 SEE NOTE 11 LEAD FREE OPTION	D	2	2	2	2	2	2	2	2	3	2	2	2	2	2	2	2	2	2	2	2	2	2	2	2
	C	2	2	2	2	2	2	2	2	2	3	2	2	2	2	2	2	2	2	2	2	2	2	2	2
	B	2	2	2	2	2	2	2	2	2	3	2	2	2	2	2	2	2	2	2	2	2	3	2	2
	A	2	2	2	2	2	2	2	2	2	3	2	2	2	2	2	2	2	2	2	2	2	2	2	2

METRAL P/N	ROW	CONTACT CODE MOD. 1					MOD. 2					MOD. 3					MOD. 4								
		1	2	3	4	5	6	7	8	9	10	11	12	13	14	15	16	17	18	19	20	21	22	23	24
89075-X95 SEE NOTE 11 LEAD FREE OPTION	D	3	3	3	3	3	3	3	3	3	3	3	3	3	3	3	3	3	3	3	3	4	4	4	3
	C	3	3	3	3	3	3	3	3	3	3	3	3	3	3	3	3	3	3	3	3	4	4	4	3
	B	3	3	3	3	3	3	3	3	3	3	3	3	3	3	3	3	3	3	3	3	4	4	4	3
	A	3	3	3	3	3	3	3	3	3	3	3	3	3	3	3	3	3	3	3	3	4	4	4	3

METRAL P/N	ROW	CONTACT CODE MOD. 1					MOD. 2					MOD. 3					MOD. 4								
		1	2	3	4	5	6	7	8	9	10	11	12	13	14	15	16	17	18	19	20	21	22	23	24
89075-X96 SEE NOTE 11 LEAD FREE OPTION	D	3	3	3	3	3	3	3	3	3	3	3	3	3	3	3	3	3	3	3	3	4	4	4	3
	C	3	3	3	3	3	3	3	3	3	3	3	3	3	3	3	3	3	3	3	3	4	4	4	3
	B	3	3	3	3	3	3	3	3	3	3	3	3	3	3	3	3	3	3	3	3	4	4	4	3
	A	3	3	3	3	3	3	3	3	3	3	3	3	3	3	3	3	3	3	3	3	4	4	4	3

METRAL P/N	ROW	CONTACT CODE MOD. 1					MOD. 2					MOD. 3					MOD. 4								
		1	2	3	4	5	6	7	8	9	10	11	12	13	14	15	16	17	18	19	20	21	22	23	24
89075-X97 SEE NOTE 11 LEAD FREE OPTION	D	1	1	1	1	1	1	1	1	1	1	1	1	1	1	1	1	1	1	1	-	1	1	1	1
	C	1	1	1	1	1	1	1	1	1	1	1	1	1	1	1	1	1	1	1	-	1	1	1	1
	B	1	1	1	1	1	1	1	1	1	1	1	1	1	1	1	1	1	1	1	-	1	1	1	1
	A	1	1	1	1	1	1	1	1	1	1	1	1	1	1	1	1	1	1	1	-	1	1	1	1

METRAL P/N	ROW	CONTACT CODE MOD. 1					MOD. 2					MOD. 3					MOD. 4								
		1	2	3	4	5	6	7	8	9	10	11	12	13	14	15	16	17	18	19	20	21	22	23	24
89075-X98 SEE NOTE 11 LEAD FREE OPTION	D	2	1	1	1	1	1	1	1	1	1	1	1	1	1	1	1	1	1	1	1	1	1	1	2
	C	2	1	1	1	1	1	1	1	1	1	1	1	1	1	1	1	1	1	1	1	1	1	1	2
	B	2	1	1	1	1	1	1	1	1	1	1	1	1	1	1	1	1	1	1	1	1	1	1	2
	A	2	1	1	1	1	1	1	1	1	1	1	1	1	1	1	1	1	1	1	1	1	1	1	2

METRAL P/N	ROW	CONTACT CODE MOD. 1					MOD. 2					MOD. 3					MOD. 4								
		1	2	3	4	5	6	7	8	9	10	11	12	13	14	15	16	17	18	19	20	21	22	23	24
89075-X99 SEE NOTE 11 LEAD FREE OPTION	D	4	2	4	3	4	2	4	2	4	2	4	2	4	3	3	4	4	4	4	4	4	4	4	4
	C	2	4	3	3	3	3	3	3	3	3	3	3	3	4	4	3	3	4	3	4	3	4	3	4
	B	3	3	3	3	3	3	3	3	3	3	3	3	3	2	4	3	3	4	4	4	4	3	4	3
	A	3	3	3	3	3	3	3	3	3	3	3	3	3	3	4	4	3	3	4	4	4	4	4	4

METRAL P/N	ROW	CONTACT CODE MOD. 1					MOD. 2					MOD. 3					MOD. 4								
		1	2	3	4	5	6	7	8	9	10	11	12	13	14	15	16	17	18	19	20	21	22	23	24
89075-X100 SEE NOTE 11 LEAD FREE OPTION	D	2	2	2	2	2	2	2	2	2	2	2	2	2	2	2	2	2	2	2	2	2	2	2	2
	C	2	2	2	2	2	2	2	2	2	2	2	2	2	2	2	2	2	2	2	2	2	2	2	2
	B	2	2	2	2	2	2	2	2	2	2	2	2	2	2	2	2	2	2	2	2	2	2	2	2
	A	2	2	2	2	2	2	2	2	2	2	2	2	2	2	2	2	2	2	2	2	2	2	2	2

spec ref	*	dr	Terran Huang	2010/07/08	projection 	mm 	size	A4	scale	2:1				
tolerance std	ASME Y14.5	eng	Andy Lu	2012/03/08			ecn no	ELX-DG-010531-1						
TOLERANCES UNLESS OTHERWISE SPECIFIED		chr	Thian-Zhao Lin	2012/03/12			product family	METRAL		rel level	Released			
surface	3.2	FCI	www.fci.com	title	METRAL SIGNAL HEADER	dwg no	89075	rev	CE					
ASME Y14.5	near								0.X	±0.3	cat. no.	-	Product - Customer Drw	sheet 12 of 15
	angular								0°	±2°				

Prod File - REV C - 2009-06-09



Copyright FCI.

METRAL P/N	ROW	CONTACT CODE MOD. 1					MOD. 2					MOD. 3					MOD. 4								
		1	2	3	4	5	6	7	8	9	10	11	12	13	14	15	16	17	18	19	20	21	22	23	24
89075-X101 SEE NOTE 11 LEAD FREE OPTION	D	2	2	2	2	2	2	2	2	2	2	2	2	2	2	2	2	2	2	2	3	3	2	4	4
	C	2	2	2	2	2	2	2	2	2	2	2	2	2	2	2	2	2	2	2	3	3	2	4	4
	B	2	2	2	2	2	2	2	2	2	2	2	2	2	2	2	2	2	2	2	3	3	2	4	4
	A	2	2	2	2	2	2	2	2	2	2	2	2	2	2	2	2	2	2	2	3	3	2	4	4

METRAL P/N	ROW	CONTACT CODE MOD. 1					MOD. 2					MOD. 3					MOD. 4								
		1	2	3	4	5	6	7	8	9	10	11	12	13	14	15	16	17	18	19	20	21	22	23	24
89075-X102 SEE NOTE 11 LEAD FREE OPTION	D	2	2	2	2	2	2	2	2	2	2	2	2	2	2	2	2	2	2	2	2	2	2	2	2
	C	2	2	2	2	2	2	2	2	2	2	2	2	2	2	2	2	2	2	2	2	2	2	2	2
	B	2	2	2	2	2	2	2	2	2	2	2	2	2	2	2	2	2	2	2	2	2	1	2	2
	A	2	2	2	2	2	2	2	2	2	2	2	2	2	2	2	2	2	2	2	2	2	2	2	2

METRAL P/N	ROW	CONTACT CODE MOD. 1					MOD. 2					MOD. 3					MOD. 4								
		1	2	3	4	5	6	7	8	9	10	11	12	13	14	15	16	17	18	19	20	21	22	23	24
89075-X103 SEE NOTE 11 LEAD FREE OPTION	D	2	2	2	2	2	2	2	2	2	2	2	2	2	2	2	2	2	2	4	2	2	2	2	2
	C	2	2	2	2	2	2	2	2	2	2	2	2	2	2	2	2	2	2	4	2	2	2	2	2
	B	2	2	2	2	2	2	2	2	2	2	2	2	2	2	2	2	2	2	4	2	2	2	2	2
	A	2	2	2	2	2	2	2	2	2	2	2	2	2	2	2	2	2	2	4	2	2	2	2	1

METRAL P/N	ROW	CONTACT CODE MOD. 1					MOD. 2					MOD. 3					MOD. 4								
		1	2	3	4	5	6	7	8	9	10	11	12	13	14	15	16	17	18	19	20	21	22	23	24
89075-X104 SEE NOTE 11 LEAD FREE OPTION	D	2	2	2	2	2	2	2	2	2	2	2	2	2	2	2	2	2	2	2	2	2	2	2	2
	C	2	2	2	2	2	2	2	2	2	2	2	2	2	2	2	2	2	2	2	2	2	2	2	2
	B	2	2	2	2	2	2	2	2	2	2	19	1	2	2	2	2	1	2	2	2	2	1	2	2
	A	2	2	2	2	2	2	2	2	2	2	2	2	2	2	19	1	2	2	2	2	2	2	2	1

METRAL P/N	ROW	CONTACT CODE MOD. 1					MOD. 2					MOD. 3					MOD. 4								
		1	2	3	4	5	6	7	8	9	10	11	12	13	14	15	16	17	18	19	20	21	22	23	24
89075-X105 SEE NOTE 11 LEAD FREE OPTION	D	1	3	3	3	3	3	3	3	3	3	3	3	3	3	3	3	3	3	3	3	3	3	3	1
	C	1	3	3	3	3	3	3	3	3	3	3	3	3	3	3	3	3	3	3	3	3	3	3	1
	B	1	3	3	3	3	3	3	3	3	3	3	3	3	3	3	3	3	3	3	3	3	3	3	1
	A	1	3	3	3	3	3	3	3	3	3	3	3	3	3	3	3	3	3	3	3	3	3	3	1

METRAL P/N	ROW	CONTACT CODE MOD. 1					MOD. 2					MOD. 3					MOD. 4							
		1	2	3	4	5	6	7	8	9	10	11	12	13	14	15	16	17	18	19	20	21	22	23
89075-X106 SEE NOTE 11 LEAD FREE OPTION	D	3	1	1	1	1	1	1	1	1	1	1	1	1	1	1	1	1	1	1	1	1	1	1
	C	3	1	1	1	1	1	1	1	1	1	1	1	1	1	1	1	1	1	1	1	1	1	1
	B	3	1	1	1	1	1	1	1	1	1	1	1	1	1	1	1	1	1	1	1	1	1	1
	A	3	1	1	1	1	1	1	1	1	1	1	1	1	1	1	1	1	1	1	1	1	1	1

METRAL P/N	ROW	CONTACT CODE MOD. 1					MOD. 2					MOD. 3					MOD. 4								
		1	2	3	4	5	6	7	8	9	10	11	12	13	14	15	16	17	18	19	20	21	22	23	24
89075-X107 SEE NOTE 11 LEAD FREE OPTION	D	3	2	2	2	2	2	2	2	2	2	2	2	2	2	2	2	2	2	2	2	2	2	3	3
	C	3	2	2	2	2	2	2	2	2	2	2	2	2	2	2	2	2	2	2	2	2	2	3	3
	B	3	2	2	2	2	2	2	2	2	2	2	2	2	2	2	2	2	2	2	2	2	2	3	3
	A	3	2	2	2	2	2	2	2	2	2	2	2	2	2	2	2	2	2	2	2	2	2	3	3

METRAL P/N	ROW	CONTACT CODE MOD. 1					MOD. 2					MOD. 3					MOD. 4								
		1	2	3	4	5	6	7	8	9	10	11	12	13	14	15	16	17	18	19	20	21	22	23	24
89075-X108 SEE NOTE 11 LEAD FREE OPTION	D	2	2	2	2	2	2	2	2	2	2	2	2	2	2	2	2	2	2	2	3	3	2	3	3
	C	2	2	2	2	2	2	2	2	2	2	2	2	2	2	2	2	2	2	2	3	3	2	3	3
	B	2	2	2	2	2	2	2	2	2	2	2	2	2	2	2	2	2	2	2	3	3	2	3	3
	A	2	2	2	2	2	2	2	2	2	2	2	2	2	2	2	2	2	2	2	3	3	2	3	3

METRAL P/N	ROW	CONTACT CODE MOD. 1					MOD. 2					MOD. 3					MOD. 4								
		1	2	3	4	5	6	7	8	9	10	11	12	13	14	15	16	17	18	19	20	21	22	23	24
89075-X109 SEE NOTE 11 LEAD FREE OPTION	D	3	3	2	2	2	2	2	2	2	2	3	3	4	3	4	2	2	3	3	3	3	3	3	3
	C	3	3	2	2	2	2	2	2	2	2	3	3	4	3	4	2	2	3	3	3	3	3	3	3
	B	3	3	2	2	2	2	2	2	2	2	3	3	4	3	4	2	2	3	3	3	3	3	3	3
	A	3	3	2	2	2	2	2	2	2	2	3	3	4	3	4	2	2	3	3	3	3	3	3	3

METRAL P/N	ROW	CONTACT CODE MOD. 1					MOD. 2					MOD. 3					MOD. 4							
		1	2	3	4	5	6	7	8	9	10	11	12	13	14	15	16	17	18	19	20	21	22	23
89075-X110 SEE NOTE 11 LEAD FREE OPTION	D	7	5	7	7	7	7	6	7	7	7	7	7	7	7	7	7	7	7	7	7	8	7	7
	C	7	7	7	7	7	7	6	7	7	7	7	7	7	7	7	7	7	7	7	7	8	7	7
	B	7	7	7	7	7	7	7	7	7	7	7	8	7	7	7	7	7	7	7	7	8	7	7
	A	7	7	7	7	7	7	7	7	7	7	7	8	7	7	7	7	7	7	7	7	8	7	7

spec ref	*	dr	Terran Huang	2010/07/08	projection	mm	size	A4	scale	2:1						
tolerance std	ASME Y14.5	eng	Andy Lu	2012/03/08			ecn no	ELX-DG-010531-1								
TOLERANCES UNLESS OTHERWISE SPECIFIED		chr	Thian-Zhao Lin	2012/03/12				rel level	Released							
surface	3.2	appr	Pei-Ming Zheng	2012/03/12	product family			METRAL								
ASME Y14.5	near	FCI		title			METRAL SIGNAL HEADER			dwg no	89075			rev	CE	
	angular	www.fci.com		4 MOD, 4 ROW PRESS-FIT			Product - Customer Drw				sheet 13 of 15					

METRAL P/N	ROW	CONTACT CODE MOD. 1					MOD. 2					MOD. 3					MOD. 4								
		1	2	3	4	5	6	7	8	9	10	11	12	13	14	15	16	17	18	19	20	21	22	23	24
89075-X111 SEE NOTE 11 LEAD FREE OPTION	D	3	3	3	1	3	1	3	1	3	3	3	3	3	1	1	1	1	1	1	1	3	1	3	1
	C	3	3	3	1	3	1	3	1	3	3	3	3	3	3	1	1	1	1	1	1	1	1	1	3
	B	3	3	3	1	3	1	3	1	3	3	3	3	3	3	1	1	1	1	1	1	1	3	3	3
	A	3	3	3	1	3	1	3	1	3	3	3	3	3	3	1	1	1	1	1	1	1	3	1	3

METRAL P/N	ROW	CONTACT CODE MOD. 1					MOD. 2					MOD. 3					MOD. 4							
		1	2	3	4	5	6	7	8	9	10	11	12	13	14	15	16	17	18	19	20	21	22	23
89075-X112 SEE NOTE 11 LEAD FREE OPTION	D	3	-	3	-	3	-	3	-	3	3	-	3	-	3	-	3	-	3	-	3	-	3	-
	C	3	-	3	-	3	-	3	-	3	3	-	3	-	3	-	3	-	3	-	3	-	3	-
	B	3	-	3	-	3	-	3	-	3	3	-	3	-	3	-	3	-	3	-	3	-	3	-
	A	3	-	3	-	3	-	3	-	3	1	-	3	-	3	-	3	-	3	-	3	-	3	-



Copyright FCI.

spec ref	*	dr	Terran Huang	2010/07/08	projection 	mm 	size	A4	scale	2:1		
tolerance std	TOLERANCES UNLESS OTHERWISE SPECIFIED	eng	Andy Lu	2012/03/08			ecn no	ELX-DG-010531-1				
ASME Y14.5		chr	Thian-Zhao Lin	2012/03/12			rel level	Released				
surface	3.200 linear	appr	Pei-Ming Zheng	2012/03/12	product family	METRAL		rel level	Released			
ASME Y14.5		angular	0°	±2°	www.fci.com	title	METRAL SIGNAL HEADER			dwg no	89075	rev
					cat. no.	-	Product - Customer Drw			sheet 14 of 15		

PRODUCT NUMBER

89075-XYX  
OR  
89075-XYYY

89075-XYXLF  
OR  
89075-XYXPLF

NOTES:

- FOR DIM A AND B SEE SHEET 2 AND UP.
- BODY MATERIAL: LIQUID CRYSTAL POLYMER 30 % GLASS.  
FLAME RETARDANT ACC. UL 94-V0.
- PIN MATERIAL:  
PHOSPHOR BRONZE.
- PLATING ON PRESS-FIT TAIL:  
89075-XYX IS SnPb  
89075-XYXLF IS Sn (LEAD FREE)  
PLATING ON CONTACT AREA CONFORMS TO PERFORMANCE LEVEL SHOWN IN TABLE.
- PRODUCT MARKING:  
PART NUMBER DESIGNATION & BATCH I.D.
- ALL PRODUCTS WITH PART NUMBERS SHOWN IN SUBSEQUENT TABLES WILL BE PACKAGED IN TUBES. IF TRAY PACKAGING IS REQUIRED, A SUFFIX "P" WILL BE ADDED TO THE END OF THE PART NUMBER. EXAMPLE: XXXXX-XXXP OR XXXXX-XXXXP, XXXXX-XXXPLF OR XXXXX-XXXXPLF
- PRODUCT SPECIFICATION GS-12-180  
APPLICATION SPECIFICATION BUS-20-073

- A PLATING HAS Au FLASH IN PRESS FIT AREA (LEAD FREE).
- AFTER INSERTION INTO CIRCUIT BOARD WITH QUALIFIED TOOL.
- THE PRODUCTS WHERE THE PART NUMBER ENDS IN LF MEET THE EUROPEAN UNION DIRECTIVES AND OTHER COUNTRY REGULATIONS AS DESCRIBED IN GS-22-008.

ALL PRODUCTS EXCEPT THOSE WITH PART NUMBERS CONTAINING (DRAWING NO.)-N1--- OR (DRAWING NO.)-N5---WILL WITHSTAND EXPOSURE TO 260°C FOR 60 SECONDS IN A CONVECTION, INFRA-RED OR VAPOR PHASE REFLOW OVEN. PART NUMBERS (DRAWING NO.)-N1--- AND (DRAWINGS NO.)-N5---WILL NOT WITHSTAND REFLOW AND Au CONTACT SURFACE OF THE CONTACTS SHALL BE EXPOSED TO A MAXIMIM 140°C FOR NO LONGER THAN 15 SECONDS IN A WAVE SOLDER APPLICATION.

- FOR LEAD FREE PART NUMBERS, ADD AN "LF" SUFFIX. EXAMPLE:89075-X01LF

PLATING IN CONTACT AREA

DASH NUMBER	PERFORMANCE LEVEL	NOTES
-AYY OR -AYYY	TELCORDIA CO	SEE NOTE 8
-NIYY OR -NIYYY	TELCORDIA CO (NXT)	-
-IYY OR -IYYY	TELCORDIA CO	-
-2YY OR -2YYY	TELECOM CLASS	-
-3YY OR -3YYY	IEC CLASS I	-
-N5YY OR -N5YYY	TELCORDIA UE (NXT)	-
-5YY OR -5YYY	TELCORDIA UE	-
-AYYLF OR -AYYYLF	TELCORDIA CO	SEE NOTE 10
-NIYYLF OR -NIYYYLF	TELCORDIA CO (NXT) IEC CLASS I	SEE NOTE 10
-IYYLF OR -IYYYLF	TELCORDIA CO IEC CLASS I	SEE NOTE 10
-2YYLF OR -2YYYLF	TELECOM CLASS	SEE NOTE 10
-N5YYLF OR -N5YYYLF	TELCORDIA UE (NXT)	SEE NOTE 10
-5YYLF OR -5YYYLF	TELCORDIA UE	SEE NOTE 10



Copyright FCI.

spec ref	*	dr	Terran Huang	2010/07/08	projection 	mm 	size	A4	scale	2:1													
tolerance std ASME Y14.5	TOLERANCES UNLESS OTHERWISE SPECIFIED	eng	Andy Lu	2012/03/08			product family	METRAL	ecn no	ELX-DG-010531-1													
		chr	Thian-Zhao Lin	2012/03/12				rel level	Released														
surface	3.200 linear	0.X	±0.3	FCI 	title	METRAL SIGNAL HEADER	dwg no	89075	rev	ASME Y14.5	angular	0°	±2°	www.fci.com	cat. no.	-	Product - Customer Drw	sheet 15 of 15					
		0.XX	±0.13																				
		0.XXX	±0.051																				