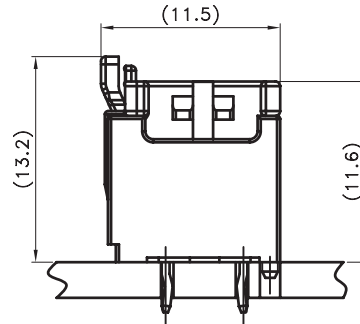
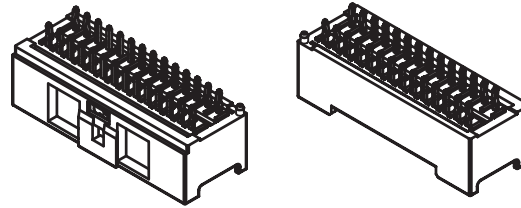
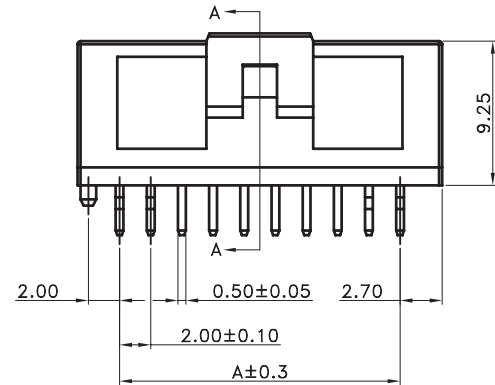
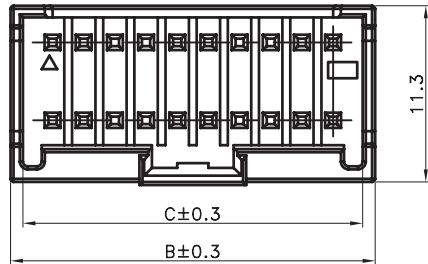
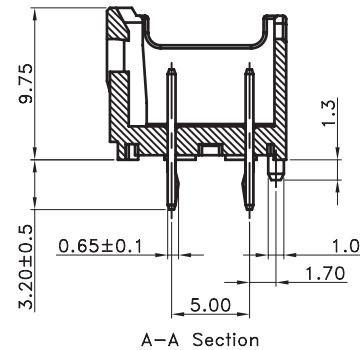


Recommended PCB Layout(Top View)



Mated Drawing (REF.)



A-A Section

TECHNICAL CHARACTERISTICS

MATERIAL  
 INSULATOR: PBT  
 FLAMABILITY RATING: UL94-V0  
 COLOR: WHITE  
 CONTACT MATERIAL: COPPER ALLOY  
 CONTACT TYPE: STAMPED  
 CONTACT PLATING: TIN  
 QUALITY CLASS: 25 MATING CYCLES  
 PITCH: 2.00MM

ENVIRONMENTAL  
 OPERATING TEMPERATURE: -25 UP TO 85°C  
 COMPLIANCE: LEAD FREE AND ROHS

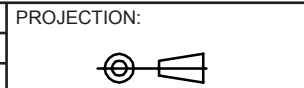
ELECTRICAL  
 CURRENT RATING: 3A  
 WORKING VOLTAGE: 250V AC  
 INSULATOR RESISTANCE: >1000 MOHM  
 DIELECTRIC WITHSTANDING VOLTAGE: 1000V AC/MN  
 CONTACT RESISTANCE: 20 mOHM MAX

SOLDERING  
 SOLDER TEMP.: JEDEC LEAD FREE WAVE SOLDERING

PACKAGING  
 TUBE

Poles	Dimensions (mm)			Poles	Dimensions (mm)		
	A	B	C		A	B	C
4x2	6.0	11.4	9.8	13x2	24.0	29.4	27.8
5x2	8.0	13.4	11.8	14x2	26.0	31.4	29.8
6x2	10.0	15.4	13.8	15x2	28.0	33.4	31.8
7x2	12.0	17.4	15.8	16x2	30.0	35.4	33.8
8x2	14.0	19.4	17.8	17x2	32.0	37.4	35.8
9x2	16.0	21.4	19.8	18x2	34.0	39.4	37.8
10x2	18.0	23.4	21.8	19x2	36.0	41.4	39.8
11x2	20.0	25.4	23.8	20x2	38.0	43.4	41.8
12x2	22.0	27.4	25.8				

G			
F			
E	06-DEC-13	P20 QTY UPDATE	QL
D	27-NOV-13	TPK CORRECTION	QL
C	06-AUG-13	CHARACTERISTIC	QL
B	18-JUL-13	TOLERANCE	QL
A	15-MAY-12	PDF	GG
REV	DATE	FILE	BY



GENERAL TOLERANCE  
 .X = +/- 0.3  
 .XX = +/- 0.2



APPROVAL: RJ

UNIT: MM  
 SCALE:  
 SHEET: 1/2  
 DRAW: MIKE

DESCRIPTION: 2.00 MM DUAL ROW MALE VERTICAL SHROUDED HEADER  
 WERI PART NO: 6240xx21622

SIZE  
**A4**

1

2

3


4

5

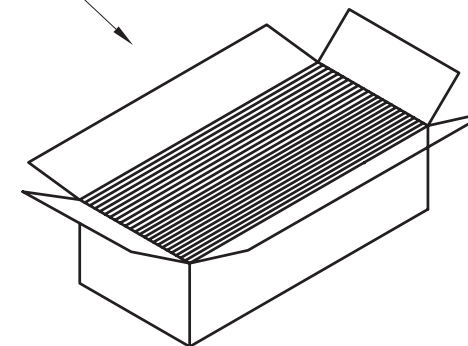
(A) TUBE



(B) TUBE PACKING


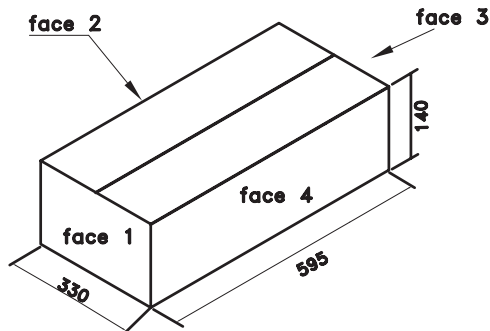


(C) CARTON PACKING

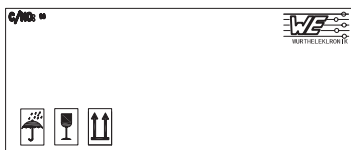


136TUBES/1CARTON

(D)



face 1  
face 3



face 2  
face 4

**Note:**  
 1.TUBE : see the table  
 2.Carton size: 595\*330\*140

Poles	TUBE Quantity (pcs)	CARTON Quantity (pcs)	Poles	TUBE Quantity (pcs)	CARTON Quantity (pcs)	Poles	TUBE Quantity (pcs)	CARTON Quantity (pcs)	Poles	TUBE Quantity (pcs)	CARTON Quantity (pcs)
4x2	47	6392	9x2	25	3400	14x2	17	2312	19x2	13	1768
5x2	40	5440	10x2	23	3128	15x2	16	2176	20x2	12	1632
6x2	35	4760	11x2	21	2856	16x2	15	2040			
7x2	31	4216	12x2	20	2720	17x2	14	1904			
8x2	27	3672	13x2	18	2448	18x2	13	1768			

G				PROJECTION:	GENERAL TOLERANCE		DESCRIPTION: 2.00MM MALE DUAL ROWS HORIZONTAL SHROUDED HEADER WERI PART NO: 624 0xx 216 22	SIZE <b>A4</b>
F					.X = +/- 0.2 .XX = +/- 0.15			
E				APPROVAL: RJ	UNIT: MM			
D					SCALE:			
C					SHEET: 2/2			
B					DRAW: MIKE			
A								
REV	DATE	FILE	BY					