

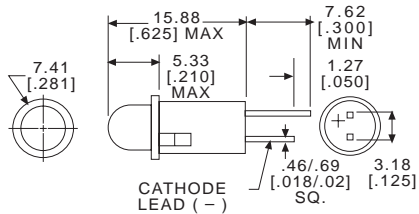
5mm

LED Panel Mount Indicator 5V or 12V Integral Resistor .250" Mounting Hole, Snap In Mounting

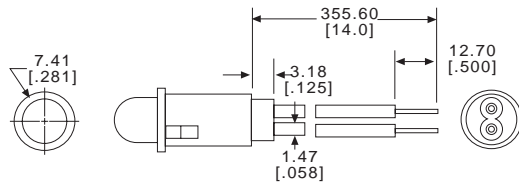
Dialight

559 Series

STRAIGHT TERMINALS – TERMINAL OPTION 1



24 AWG WIRE LEADS – TERMINAL OPTION 3 FOR 6" TERMINAL OPTION 7 FOR 14"



NOTE: WIRE LEAD COLORS RED (ANODE) & BLACK (CATHODE)

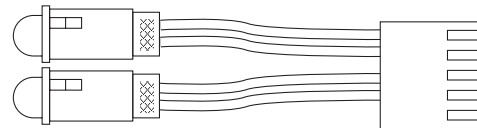
BENEFITS

- Available with a variety of LEDs
- Designed for quick positive insertions in panels from .787mm [.031] through 1.57mm [.062] thick. Recommended hole size from 6.32mm [.249] to 6.40mm [.252].
- Front panel mounting
- Uniform illumination
- Snap-in mounting requires no additional hardware
- IC compatible
- Housing meets UL94V-0
- High reliability - 100,000 hour life
- Black housing enhances LED contrast
- Straight terminals suitable for wire-wrapping

CUSTOM CAPABILITIES

Connectors and terminals can be added to wire leads

Example



Typical Operating Characteristics (T_A=25°C)

DIFFUSED LED

| Part Number | Color | Termination Options | Peak Wavelength (nm) | I _v Typical (mcd) | V _f Volts (V) | I _f (mA) | | Min Reverse Voltage | Viewing Angle 2Θ ^{1/2} | DC Forward Voltage | Temperature °C | |
|--------------|-------|---------------------|----------------------|------------------------------|--------------------------|---------------------|-----|---------------------|---------------------------------|--------------------|----------------|----------|
| | | | | | | Typ | Max | | | | Operating | Storage |
| 559-0102-00x | R | 1,3,7 | 655 | 2 | 5 | 13 | 20 | 5 | 60 | 7.5 | -40/+85 | -55/+100 |
| 559-0103-00x | R | 1,3,7 | 655 | 2 | 12 | 13 | 20 | 5 | 60 | 15 | -40/+85 | -55/+100 |
| 559-0202-00x | G | 1,3,7 | 565 | 8 | 5 | 12 | 15 | 5 | 60 | 7.5 | -20/+85 | -55/+100 |
| 559-0203-00x | G | 1,3,7 | 565 | 4 | 12 | 13 | 20 | 5 | 60 | 15 | -20/+85 | -55/+100 |
| 559-0302-00x | Y | 1,3,7 | 583 | 8 | 5 | 10 | 15 | 5 | 60 | 7.5 | -40/+85 | -55/+100 |
| 559-0303-00x | Y | 1,3,7 | 583 | 8 | 12 | 13 | 20 | 5 | 60 | 15 | -40/+85 | -55/+100 |

Absolute Maximum Ratings

COLOR CODES:

R Red
G Green
Y Yellow

PART NUMBER ORDERING CODE

5 5 9 - X X X X - 0 0 X

Series

Termination Option
1 = Straight Terminals
3 = 6" Wire Leads
7 = 14" Wire Leads